

WELLMAN-UNION INDEPENDENT SCHOOL DISTRICT
ANNUAL FINANCIAL REPORT
FOR THE YEAR ENDED AUGUST 31, 2022

WELLMAN-UNION INDEPENDENT SCHOOL DISTRICT
Wellman, Texas

ANNUAL FINANCIAL REPORT
For the Year Ended August 31, 2022

TABLE OF CONTENTS

	<u>Page</u>	<u>Exhibit</u>
INTRODUCTORY SECTION		
Certificate of Board	1	
FINANCIAL SECTION		
Independent Auditors' Report on Financial Statements	2	
Management's Discussion and Analysis (Required Supplementary Information)	5	
<u>Basic Financial Statements</u>		
Government-Wide Financial Statements:		
Statement of Net Position	14	A-1
Statement of Activities	15	B-1
Fund Financial Statements:		
Balance Sheet-Governmental Funds	16	C-1
Reconciliation of the Governmental Funds Balance Sheet to the Statement of Net Position	17	C-1R
Statement of Revenues, Expenditures, and Changes in Fund Balances – Governmental Funds	18	C-2
Reconciliation of the Statement of Revenues, Expenditures and Changes in Fund Balances of Governmental Funds to the Statement of Activities	19	C-3
Statement of Fiduciary Net Position	20	E-1
Statement of Changes in Fiduciary Net Position	21	E-2
Notes to the Financial Statements	22	
REQUIRED SUPPLEMENTARY INFORMATION		
Budgetary Comparison Schedules:		
General Fund	56	G-1
Schedule of the District's Proportionate Share of the Net Pension Liability – TRS	57	G-2
Schedule of the District Contributions for Pensions	58	G-3
Schedule of the District's Proportionate Share of the Net OPEB Liability – TRS	59	G-4
Schedule of the District's OPEB Contributions	60	G-5

WELLMAN-UNION INDEPENDENT SCHOOL DISTRICT
Wellman, Texas

ANNUAL FINANCIAL REPORT
For the Year Ended August 31, 2022

TABLE OF CONTENTS
(Continued)

	<u>Page</u>	<u>Exhibit</u>
OTHER SUPPLEMENTARY INFORMATION		
Schedule of Delinquent Taxes Receivable	61	J-1
Budgetary Comparison Schedules:		
Debt Service Fund	62	J-2
National School Breakfast/Lunch Program	63	J-3
Use of Funds Report – Select State Allotment Programs	64	J-4
Report on Internal Control over Financial Reporting and on Compliance and Other Matters Based on an Audit of Financial Statements Performed in Accordance with <i>Government Auditing Standards</i>	65	
Schedule of Findings and Questioned Costs	67	
Summary Schedule of Prior Audit Findings	68	
Corrective Action Plan	69	
OTHER TEA REQUIRED SCHEDULE		
Schools FIRST Questionnaire	70	L-1

INTRODUCTORY SECTION

CERTIFICATE OF BOARD

Wellman-Union I.S.D.
Name of School District

Terry
County

223-904
Co.- Dist Number

We, the undersigned, certify that the attached annual financial reports of the above named school district were reviewed and approved disapproved (check one) for the year ended August 31, 2022 at a meeting of the Board of Trustees of such school district on the 14th day of November, 2022.



Signature of Board Secretary



Signature of Board President

If the Board of Trustees disapproved of the auditor's report, the reason(s) for disapproving it is (are):

(attach list as necessary):

FINANCIAL SECTION

Terry & King, CPAs, P.C.

5707 114th Street
P.O. Box 93550
Lubbock, TX 79493-3550

Randel J. Terry, CPA
Ryan R. King, CPA

Telephone - (806) 698-8858 – Fax – (866) 288-6490

Independent Auditors' Report on Financial Statements

Board of Trustees
Wellman-Union Independent School District
P.O. Box 69
Wellman, TX 79378

Members of the Board of Trustees:

Report on the Audit of the Financial Statements

Opinions

We have audited the accompanying financial statements of the governmental activities, each major fund, and the aggregate remaining fund information of the Wellman-Union Independent School District, as of and for the year ended August 31, 2022, and the related notes to the financial statements, which collectively comprise the District's basic financial statements as listed in the table of contents.

In our opinion, the financial statements referred to above present fairly, in all material respects, the respective financial position of the governmental activities, each major fund, and the aggregate remaining fund information of the Wellman-Union Independent School District as of August 31, 2022, and the respective changes in financial position, and, where applicable, cash flows thereof for the year then ended in accordance with accounting principles generally accepted in the United States of America.

Basis for Opinions

We conducted our audit in accordance with auditing standards generally accepted in the United States of America and the standards applicable to financial audits contained in *Government Auditing Standards*, issued by the Comptroller General of the United States. Our responsibilities under those standards are further described in the Auditor's Responsibilities for the Audit of the Financial Statements section of our report. We are required to be independent of the Wellman-Union Independent School District and to meet our other ethical responsibilities, in accordance with the relevant ethical requirements relating to our audit. We believe that the audit evidence we have obtained is sufficient and appropriate to provide a basis for our audit opinions.

Responsibilities of Management for the Financial Statements

Management is responsible for the preparation and fair presentation of the financial statements in accordance with accounting principles generally accepted in the United States of America, and for the design, implementation, and maintenance of internal control relevant to the preparation and fair presentation of financial statements that are free from material misstatement, whether due to fraud or error.

In preparing the financial statements, management is required to evaluate whether there are conditions or events, considered in the aggregate, that raise substantial doubt about the District's ability to continue as a going concern for twelve months beyond the financial statement date, including any currently known information that may raise substantial doubt shortly thereafter.



Auditor's Responsibilities for the Audit of the Financial Statements

Our objectives are to obtain reasonable assurance about whether the financial statements as a whole are free from material misstatement, whether due to fraud or error, and to issue an auditor's report that includes our opinions. Reasonable assurance is a high level of assurance but is not absolute assurance and therefore is not a guarantee that an audit conducted in accordance with generally accepted auditing standards and *Government Auditing Standards* will always detect a material misstatement when it exists. The risk of not detecting a material misstatement resulting from fraud is higher than for one resulting from error, as fraud may involve collusion, forgery, intentional omissions, misrepresentations, or the override of internal control. Misstatements are considered material if there is a substantial likelihood that, individually or in the aggregate, they would influence the judgment made by a reasonable user based on the financial statements.

In performing an audit in accordance with generally accepted auditing standards and *Government Auditing Standards*, we:

- Exercise professional judgment and maintain professional skepticism throughout the audit.
- Identify and assess the risks of material misstatement of the financial statements, whether due to fraud or error, and design and perform audit procedures responsive to those risks. Such procedures include examining, on a test basis, evidence regarding the amounts and disclosures in the financial statements.
- Obtain an understanding of internal control relevant to the audit in order to design audit procedures that are appropriate in the circumstances, but not for the purpose of expressing an opinion on the effectiveness of the District's internal control. Accordingly, no such opinion is expressed.
- Evaluate the appropriateness of accounting policies used and the reasonableness of significant accounting estimates made by management, as well as evaluate the overall presentation of the financial statements.
- Conclude whether, in our judgment, there are conditions or events, considered in the aggregate, that raise substantial doubt about the District's ability to continue as a going concern for a reasonable period of time.

We are required to communicate with those charged with governance regarding, among other matters, the planned scope and timing of the audit, significant audit findings, and certain internal control-related matters that we identified during the audit.

Required Supplementary Information

Accounting principles generally accepted in the United States of America require that the management's discussion and analysis and budgetary comparison information, identified as required supplementary information, be presented to supplement the basic financial statements. Such information is the responsibility of management and, although not a part of the basic financial statements, is required by the Governmental Accounting Standards Board who considers it to be an essential part of financial reporting for placing the basic financial statements in an appropriate operational, economic, or historical context. We have applied certain limited procedures to the required supplementary information in accordance with auditing standards generally accepted in the United States of America, which consisted of inquiries of management about the methods of preparing the information and comparing the information for consistency with management's responses to our inquiries, the basic financial statements, and other knowledge we obtained during our audit of the basic financial statements. We do not express an opinion or provide any assurance on the information because the limited procedures do not provide us with sufficient evidence to express an opinion or provide any assurance.

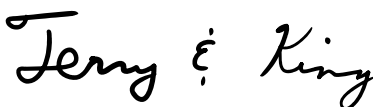
Supplementary Information

Our audit was conducted for the purpose of forming opinions on the financial statements that collectively comprise the Wellman-Union Independent School District's basic financial statements. The accompanying other schedules listed in the table of contents as Other Supplementary Information are presented for purposes of additional analysis and are not a required part of the basic financial statements. Such information is the responsibility of management and was derived from and relates directly to the underlying accounting and other records used to prepare the basic financial statements. The information has been subjected to the auditing procedures applied in the audit of the basic financial statements and certain additional procedures, including comparing and reconciling such information directly to the underlying accounting and other records used to prepare the basic financial statements or to the basic financial statements themselves, and other additional procedures in accordance with auditing standards generally accepted in the United States of America. In our opinion, the Other Supplementary Information is fairly stated, in all material respects, in relation to the basic financial statements as a whole.

Other Reporting Required by *Government Auditing Standards*

In accordance with *Government Auditing Standards*, we have also issued our report dated November 11, 2022, on our consideration of the Wellman-Union Independent School District's internal control over financial reporting and on our tests of its compliance with certain provisions of laws, regulations, contracts, and grant agreements and other matters. The purpose of that report is solely to describe the scope of our testing of internal control over financial reporting and compliance and the results of that testing, and not to provide an opinion on the effectiveness of the Wellman-Union Independent School District's internal control over financial reporting or on compliance. That report is an integral part of an audit performed in accordance with *Government Auditing Standards* in considering Wellman-Union Independent School District's internal control over financial reporting and compliance.

Respectfully submitted,

A handwritten signature in black ink that reads "Terry & King". The signature is written in a cursive, flowing style.

Terry & King, CPAs, P.C.
Lubbock, Texas
November 11, 2022

MANAGEMENT’S DISCUSSION AND ANALYSIS

This section of Wellman-Union Independent School District’s annual financial report presents our discussion and analysis of the District’s financial performance during the year ended August 31, 2022. Please read it in conjunction with the District’s financial statements, which follow this section.

FINANCIAL HIGHLIGHTS

- The District’s total combined net position was \$2,882,377 at August 31, 2022.
- During the year ended August 31, 2022, the District’s expenses were \$6,394 less than the \$5,105,178 generated in taxes and other revenues for governmental activities.
- The general fund reported a fund balance this year of \$3,980,819.

OVERVIEW OF THE FINANCIAL STATEMENTS

This annual report consists of three parts—*management’s discussion and analysis* (this section), the *basic financial statements*, and *required supplementary information*. The basic financial statements include two kinds of statements that present different views of the District:

- The first two statements are *government-wide financial statements* that provide both *long-term* and *short-term* information about the District’s overall financial status.
- The remaining statements are *fund financial statements* that focus on *individual parts* of the government, reporting the District’s operations in more detail than the government-wide statements.
- *The governmental funds* statements tell how *general government* services were financed in the *short term* as well as what remains for future spending.
- *Fiduciary fund* statements provide information about the financial relationships in which the District acts solely as a *trustee or agent* for the benefit of others, to whom the resources in question belong.

The financial statements also include notes that explain some of the information in the financial statements and provide more detailed data. The statements are followed by a section of *required supplementary information* that further explains and supports the information in the financial statements. Figure A-1 shows how the required parts of this annual report are arranged and related to one another.

Figure A-1F, Required Components of the District’s Annual Financial Report

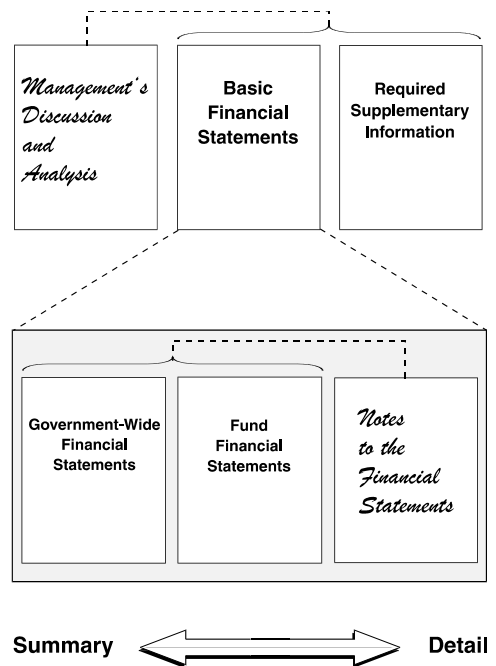


Figure A-2 summarizes the major features of the District's financial statements, including the portion of the District government they cover and the types of information they contain. The remainder of this overview section of management's discussion and analysis explains the structure and contents of each of the statements.

Figure A-2. Major Features of the District's Government-wide and Fund Financial Statements

<i>Type of Statements</i>	Fund Statements		
	Government-wide	Governmental Funds	Fiduciary Funds
<i>Scope</i>	Entire Agency's government (except fiduciary funds) and the Agency's component units	The activities of the district that are not proprietary or fiduciary	Instances in which the district is the trustee or agent for someone else's resources
<i>Required financial statements</i>	<ul style="list-style-type: none"> ◆ Statement of net assets ◆ Statement of activities 	<ul style="list-style-type: none"> ◆ Balance sheet ◆ Statement of revenues, expenditures & changes in fund balances 	<ul style="list-style-type: none"> ◆ Statement of fiduciary net assets ◆ Statement of changes in fiduciary net assets
<i>Accounting basis and measurement focus</i>	Accrual accounting and economic resources focus	Modified accrual accounting and current financial resources focus	Accrual accounting and economic resources focus
<i>Type of asset/liability information</i>	All assets and liabilities, both financial and capital, short-term and long-term	Only assets expected to be used up and liabilities that come due during the year or soon thereafter; no capital assets included	All assets and liabilities, both short-term and long-term; the Agency's funds do not currently contain capital assets, although they can
<i>Type of inflow/outflow information</i>	All revenues and expenses during year, regardless of when cash is received or paid	Revenues for which cash is received during or soon after the end of the year; expenditures when goods or services have been received and payment is due during the year or soon thereafter	All revenues and expenses during year, regardless of when cash is received or paid

Government-wide Statements

The government-wide statements report information about the District as a whole using accounting methods similar to those used by private-sector companies. The statement of net position includes all of the government's assets and liabilities. All of the current year's revenues and expenses are accounted for in the statement of activities regardless of when cash is received or paid.

The two government-wide statements report the District's net position and how they have changed. Net position—the difference between the District's assets and liabilities—is one way to measure the District's financial health or *position*.

- Over time, increases or decreases in the District's net position are an indicator of whether its financial health is improving or deteriorating, respectively.
- To assess the overall health of the District, one needs to consider additional nonfinancial factors such as changes in the District's tax base.

The government-wide financial statements of the District include the *Governmental activities*. Most of the District's basic services are included here, such as instruction, extracurricular activities, curriculum and staff development, health services and general administration. Property taxes and grants finance most of these activities.

Fund Financial Statements

The fund financial statements provide more detailed information about the District's most significant *funds*—not the District as a whole. Funds are accounting devices that the District uses to keep track of specific sources of funding and spending for particular purposes.

- Some funds are required by State law and by bond covenants.
- The Board of Trustees establishes other funds to control and manage money for particular purposes or to show that it is properly using certain taxes and grants.

The District has the following kinds of funds:

- *Governmental funds*—Most of the District's basic services are included in governmental funds, which focus on (1) how *cash and other financial assets* that can readily be converted to cash flow in and out and (2) the balances left at year-end that are available for spending. Consequently, the governmental fund statements provide a detailed *short-term* view that helps you determine whether there are more or fewer financial resources that can be spent in the near future to finance the District's programs. Because this information does not encompass the additional long-term focus of the government-wide statements, we provide additional information at the bottom of the governmental funds statement, or on the subsequent page, that explain the relationship (or differences) between them.
- *Fiduciary funds*—The District is the trustee, or *fiduciary*, for certain funds. It is also responsible for other assets that—because of a trust arrangement—can be used only for the trust beneficiaries. The District is responsible for ensuring that the assets reported in these funds are used for their intended purposes. All of the District's fiduciary activities are reported in a separate statement of fiduciary net position and a statement of changes in fiduciary net position. We exclude these activities from the District's government-wide financial statements because the District cannot use these assets to finance its operations.

FINANCIAL ANALYSIS OF THE DISTRICT AS A WHOLE

Net position. The District's combined net position was \$2,882,377 at August 31, 2022. (See Table A-1).

Table A-1
Wellman-Union Independent School District's Net Position

	Governmental Activities		Percentage Change
	August 31, 2022	August 31, 2021	
Current assets:			
Cash and cash equivalents	4,904,781	4,383,061	12%
Due from other governments	113,728	465,986	-76%
Taxes Receivable, net	22,249	61,236	-64%
Inventories	-	684	-100%
Other current assets	-	3,000	-100%
Total current assets:	5,040,758	4,913,967	3%
Noncurrent assets:			
Land	112,894	112,894	0%
Construction in Progress	-	9,012	-100%
Buildings & Improvements	21,454,874	21,321,933	1%
Less accumulated depreciation, buildings & improvements	(3,323,331)	(2,890,344)	15%
Vehicles	797,309	896,604	-11%
Less accumulated depreciation, vehicles	(610,708)	(703,581)	-13%
Furniture & Equipment	372,820	317,233	18%
Less accumulated depreciation, furniture & equipment	(301,088)	(256,146)	18%
Total noncurrent assets	18,502,770	18,807,605	-2%
Total Assets	23,543,528	23,721,572	-1%
Deferred Outflow of Resources:			
Deferred Resource Outflow - Pension	392,229	441,950	-11%
Deferred Resource Outflow - OPEB	656,267	698,374	-6%
Deferred charge on bond defeasance	1,979,381	2,055,511	-4%
Total Deferred Outflow of Resources	3,027,877	3,195,835	-5%
Current liabilities:			
Accounts Payable	19,592	35,741	-45%
Accrued liabilities	160,867	169,685	-5%
Unearned Revenue	779,627	443,452	76%
Long-term liabilities:			
Net Pension Liability	462,657	887,153	-48%
Net OPEB Liability	1,053,009	1,104,570	-5%
Due within one year	522,581	526,614	-1%
Due in more than one year	16,660,736	17,108,495	-3%
Premium on bond issuance	2,468,824	2,559,994	-4%
Total Liabilities	22,127,893	22,835,704	-3%
Deferred Inflow of Resources:			
Deferred Resource Inflows	1,561,135	1,204,604	30%
Net Position:			
Net investment in capital assets	830,010	1,885,218	-56%
Restricted - Debt Service	39,840	323,184	-88%
Unrestricted	2,012,527	668,697	201%
Total Net Position	2,882,377	2,877,099	0%

\$39,840 of the District's net position is restricted for the retirement of bonded debt.

Changes in net position. The District's total revenues for the year ended August 31, 2022 were \$5,105,178. A significant portion, 39 percent, of the District's revenue comes from taxes. (See Figure A-3.) 56 percent comes from state aid and federal program grants, while only 3 percent relates to charges for services.

The total cost of all programs and services was \$5,098,784; 42 percent of these costs are for instruction.

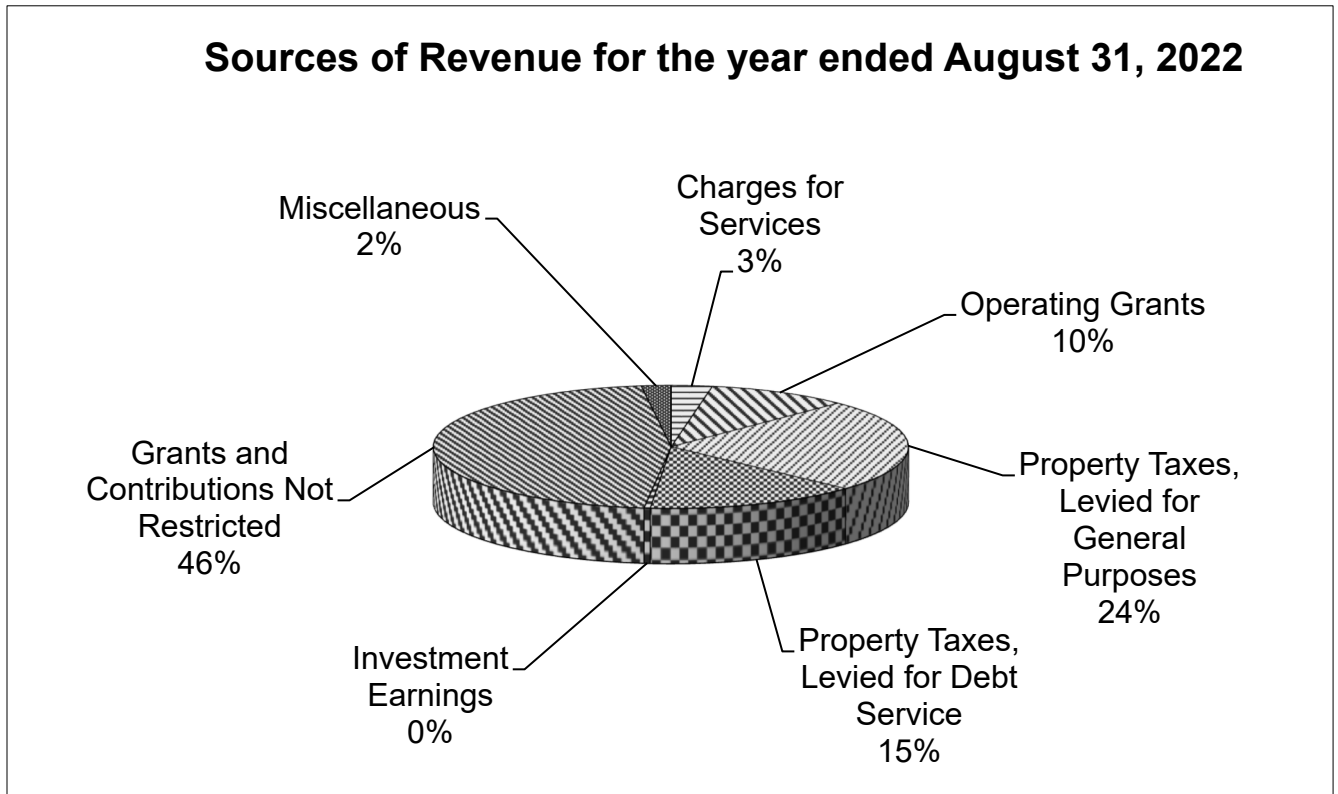


Figure A-3

Governmental Activities

- Property tax rates increased from \$1.4051 to \$1.5791 per \$100 valuation. Tax revenues collected during the year ended August 31, 2022 were \$2,009,392 compared to \$2,110,421 in the fiscal year ended August 31, 2021. Decreasing property values resulted in the tax levy decreasing 6% from \$2,107,811 in the prior period to \$1,990,948 in the current period.

Table A-2
Changes in Wellman-Union Independent School District's Net Position

	Governmental Activities		Percentage Change
	<u>August 31, 2022</u>	<u>August 31, 2021</u>	
Program Revenues:			
Charges for Services	142,122	146,287	-3%
Operating Grants and Contributions	492,974	1,033,966	-52%
General Revenues:			
Property Taxes, Levied for General Purposes	1,248,774	1,672,141	-25%
Property Taxes, Levied for Debt Service	739,906	620,088	19%
Grants and Contributions not restricted	2,357,025	2,364,653	0%
Investment Earnings	21,500	660	3158%
Other	102,877	123,900	-17%
Total Revenues	<u>5,105,178</u>	<u>5,961,695</u>	-14%
Instruction	2,165,165	2,593,440	-17%
Instructional Resources and Media Services	1,947	2,412	-19%
Curriculum Development and Instructional Staff Development	24,263	17,276	40%
Instructional Leadership	5,410	5,433	0%
School Leadership	211,852	259,628	-18%
Guidance, Counseling and Evaluation Services	34,717	43,749	-21%
Health Services	41,787	34,058	23%
Student (Pupil) Transportation	147,482	147,194	0%
Food Services	237,080	232,482	2%
Curricular/Extracurricular Activities	289,319	282,400	2%
General Administration	356,163	395,394	-10%
Plant Maintenance & Operation	814,842	707,398	15%
Security & Monitoring Services	3,540	3,812	-7%
Data Processing Services	123,761	119,523	4%
Debt Service Interest	460,695	447,806	3%
Bond Issuance Costs and Fees	77,505	76,580	1%
Capital Outlay	-	-	0%
Payments to Member Districts of SSA	71,881	71,881	0%
Other Intergovernmental Charges	31,375	31,072	1%
Total Expenses	<u>5,098,784</u>	<u>5,471,538</u>	-7%
Increase (Decrease) in Net Position	6,394	490,157	-99%
Net Position - Beginning	2,877,099	2,362,980	22%
Change in GASB Standard	(1,116)	23,962	-105%
Net Position - Ending	<u><u>2,882,377</u></u>	<u><u>2,877,099</u></u>	0%

Table A-3 presents the cost of each of the District’s largest functions as well as each function’s net cost (total cost less fees generated by the activities and intergovernmental aid). The net cost reflects what was funded by state revenues as well as local tax dollars.

- The cost of all *governmental* activities for the year ended August 31, 2022 was \$5,098,784.
- The amount that our taxpayers paid for these activities through property taxes was \$1,988,680.
- Some of the cost was paid by those who directly benefited from the programs \$142,122, or
- By grants and contributions \$2,849,999.

Table A-3
Net Cost of Selected District Functions

	Total Cost of Services			Net Cost of Services		
	August 31, 2022	August 31, 2021	% Change 2021-2022	August 31, 2022	August 31, 2021	% Change 2021-2022
Instruction	2,165,165	2,593,440	(17%)	1,957,995	1,953,775	0%
School Leadership	211,852	259,628	(18%)	210,654	140,399	50%
General Administration	356,163	395,394	(10%)	359,250	378,148	(5%)
Plant Maintenance & Operations	814,842	707,398	15%	696,590	618,727	13%
Debt Service – Interest & Charges	460,695	447,806	3%	456,540	444,744	3%

FINANCIAL ANALYSIS OF THE DISTRICT’S FUNDS

Revenues from governmental fund types totaled \$5,342,325 for the year ended August 31, 2022, a decrease of 10% over the preceding fiscal year. Local revenues decreased 11% or \$294,720. State revenues increased 1% from \$2,525,591 in the prior period to \$2,560,169. Federal revenues decreased 40% from \$829,002 to \$500,316.

General Fund Budgetary Highlights

- Over the course of the year, the District revised its budget 1 time. Due to these adjustments, the District was able to stay within its expense budget in all functional areas. Revenues were \$124,799 less than budgeted.

CAPITAL ASSETS AND DEBT ADMINISTRATION

Capital Assets

At August 31, 2022, the District had invested \$22,737,894 in a broad range of capital assets, including, land, equipment, buildings, and vehicles. (See Table A-4.) This amount represents a net increase (including additions and deductions) of \$24,634 or less than 1 percent over last year.

Table A-4
District's Capital Assets

	Governmental Activities		Total Percentage Change
	<u>2022</u>	<u>2021</u>	<u>2020-2021</u>
Land	\$ 112,894	\$ 112,894	0%
Construction in progress	-	9,012	(98%)
Buildings and improvements	21,454,874	21,321,933	3%
Vehicles	797,309	896,604	1%
Furniture & Equipment	317,233	317,233	2%
Right to Use Leased Equipment	55,587	55,587	
Totals at historical cost	<u>22,737,897</u>	<u>22,713,263</u>	<u>1%</u>
Total accumulated depreciation	4,235,127	3,872,305	13%
Net capital assets	<u>\$ 18,502,770</u>	<u>\$ 18,840,958</u>	<u>(2%)</u>

More detailed information about the District's capital assets is presented in the notes to the financial statements.

Debt Administration

Changes in long-term obligations for the year ended August 31, 2022 are as follows:

Table A-5
District's Long-Term Debt

<u>Governmental</u> <u>Activities:</u>	<u>Beginning</u> <u>Balance</u>	<u>Increases</u>	<u>Decrease</u>	<u>Ending</u> <u>Balance</u>	<u>Due</u> <u>Within</u> <u>One Year</u>
General obligation bonds	\$ 17,582,362	\$ -	\$ 526,614	\$ 17,055,748	\$ 511,096
Accum Accretion on CAB's	52,748	55,282	3,824	104,206	-
Premium on Bonds	2,559,994	-	91,170	2,468,824	-
Leases	34,468	-	11,105	23,363	11,485
Net Pension Liability	887,153	-	424,496	462,657	-
Net OPEB Liability	<u>1,104,570</u>	<u>-</u>	<u>51,561</u>	<u>1,053,009</u>	<u>-</u>
Total governmental activities	<u>\$ 22,221,295</u>	<u>\$ 55,282</u>	<u>\$ 1,108,770</u>	<u>\$ 21,167,807</u>	<u>\$ 522,581</u>

More detailed information about the District's long-term obligations is presented in the notes to the financial statements.

ECONOMIC FACTORS AND NEXT YEAR'S BUDGETS AND RATES

- Appraised value used for the 2023 budget preparation is about the same as 2022.
- General operating fund spending decreases in the 2023 budget.
- The District's 2023 refined average daily attendance is expected to increase slightly.

These indicators were taken into account when adopting the general fund budget for 2023. Property taxes will increase slightly due to the increasing values. State revenue will increase slightly. The District will use these increases in revenues to finance programs we currently offer.

If these estimates are realized, the District's budgetary general fund fund balance is expected to remain appreciably the same by the close of 2023.

CONTACTING THE DISTRICT'S FINANCIAL MANAGEMENT

This financial report is designed to provide our citizens, taxpayers, customers, and investors and creditors with a general overview of the District's finances and to demonstrate the District's accountability for the money it receives. If you have questions about this report or need additional financial information, contact the District's Business Services Department.

BASIC FINANCIAL STATEMENTS

WELLMAN-UNION INDEPENDENT SCHOOL DISTRICT
Wellman, Texas

STATEMENT OF NET POSITION
August 31, 2022

1

<u>Data Control Codes</u>		<u>Governmental Activities</u>
	ASSETS:	
1110	Cash and Cash Equivalents	\$ 4,904,781
1225	Taxes Receivable, Net	22,249
1240	Due from Other Governments	113,728
	Capital Assets:	
1510	Land	112,894
1520	Buildings & Improvements, net	18,131,543
1525	Furniture & Equipment, net	236,098
1550	Right to Use Assets, net	<u>22,235</u>
1000	<u>Total Assets</u>	<u>\$ 23,543,528</u>
	DEFERRED OUTFLOWS OF RESOURCES	
1705	Deferred Charge on Bond Defeasance	\$ 1,979,381
1710	Deferred Outflows - Pension	392,229
1711	Deferred Outflows - OPEB	<u>656,267</u>
	<u>Total Deferred Outflows of Resources</u>	<u>\$ 3,027,877</u>
	LIABILITIES:	
	Current Liabilities:	
2110	Accounts Payable	\$ 19,592
2160	Accrued Wages Payable	156,660
2200	Accrued Expenses	4,207
2300	Unearned Revenue	779,627
	Noncurrent Liabilities	
2501	Due within one year	522,581
2502	Due in more than one year	16,660,736
2516	Premium on bond issuance	2,468,824
2540	Net Pension Liability	462,657
2545	Net OPEB Liability	<u>1,053,009</u>
2000	<u>Total Liabilities</u>	<u>22,127,893</u>
	DEFERRED INFLOWS OF RESOURCES	
2605	Deferred Inflows - Pension	515,029
2606	Deferred Inflows - OPEB	<u>1,046,106</u>
	<u>Total Deferred Inflows of Resources</u>	<u>1,561,135</u>
	NET POSITION:	
3200	Net investment in capital assets	830,010
	Restricted:	
3850	Debt Service	39,840
3900	Unrestricted	<u>2,012,527</u>
3000	<u>TOTAL NET POSITION</u>	<u>\$ 2,882,377</u>

The accompanying notes are an integral part of this statement.

WELLMAN-UNION INDEPENDENT SCHOOL DISTRICT
Wellman, Texas

STATEMENT OF ACTIVITIES
For the Year Ended August 31, 2022

Data		1	3	4	Net (Expense)
Control			Program Revenues		Revenue and
			Charges for	Grants and	Changes in
Codes	Functions/Programs	Expenses	Services	Contributions	Net Position
	Government Activities:				
11	Instruction and Instruction-Related Services	\$ 2,165,165	\$ 4,687	\$ 202,483	\$ (1,957,995)
12	Instructional Resources and Media Services	1,947	-	-	(1,947)
13	Curriculum Development and Instructional Staff Development	24,263	-	14,255	(10,008)
21	Instructional Leadership	5,410	-	5,410	-
23	School Leadership	211,852	-	1,198	(210,654)
31	Guidance, Counseling, & Evaluation Services	34,717	-	(358)	(35,075)
33	Health Services	41,787	-	40,627	(1,160)
34	Student (Pupil) Transportation	147,482	-	(2,040)	(149,522)
35	Food Services	237,080	51,369	131,761	(53,950)
36	Extracurricular Activities	289,319	68,910	(2,558)	(222,967)
41	General Administration	356,163	-	(3,087)	(359,250)
51	Plant Maintenance and Operations	814,842	17,156	101,096	(696,590)
52	Security and Monitoring Services	3,540	-	-	(3,540)
53	Data Processing	123,761	-	32	(123,729)
72	Interest on Long-Term Debt	460,695	-	4,155	(456,540)
73	Other Debt Service Fees	77,505	-	-	(77,505)
93	Payments to Shared Service Arrangements	71,881	-	-	(71,881)
99	Other Intergovernmental Charges	31,375	-	-	(31,375)
TG	<u>Total Government Activities</u>	<u>5,098,784</u>	<u>142,122</u>	<u>492,974</u>	<u>(4,463,688)</u>
TP	Total Primary Government	<u>5,098,784</u>	<u>142,122</u>	<u>492,974</u>	<u>(4,463,688)</u>
	General Revenues:				
MT	Property Taxes, Levied for General Purposes				1,248,774
DT	Property Taxes, Levied for Debt Service				739,906
IE	Investment Earnings				21,500
GC	Grants and Contributions Not Restricted to Specific Programs				2,357,025
MI	Miscellaneous				90,551
S1	Gain on Sale of Assets				12,326
TR	Total General Revenue				<u>4,470,082</u>
CN	Change in Net Position				6,394
NB	Net Position -- Beginning				2,877,099
PA	Prior Period Adjustment				<u>(1,116)</u>
NE	Net Position -- Ending				<u>\$ 2,882,377</u>

The accompanying notes are an integral part of this statement.

WELLMAN-UNION INDEPENDENT SCHOOL DISTRICT
Wellman, Texas

BALANCE SHEET - GOVERNMENTAL FUNDS
August 31, 2022

Data Control Codes	10 General Fund	50 Debt Service Fund	Other Governmental Funds	98 Total Governmental Funds	
ASSETS:					
1110	Cash and Cash Equivalents	\$ 4,817,650	\$ 30,295	\$ 56,836	\$ 4,904,781
1225	Taxes Receivable, Net	14,278	7,971	-	22,249
1240	Due from Other Governments	-	1,574	112,154	113,728
1260	Due from Other Funds	94,238	-	-	94,238
1000	<u>TOTAL ASSETS</u>	<u>\$ 4,926,166</u>	<u>\$ 39,840</u>	<u>\$ 168,990</u>	<u>\$ 5,134,996</u>
LIABILITIES:					
Current Liabilities:					
2110	Accounts Payable	\$ 9,360	\$ -	\$ 10,232	\$ 19,592
2160	Accrued Wages Payable	139,104	-	17,556	156,660
2170	Due to Other Funds	-	-	94,238	94,238
2200	Accrued Expenditures	2,978	-	1,229	4,207
2300	Unearned Revenue	779,627	-	-	779,627
2000	<u>Total Liabilities</u>	<u>931,069</u>	<u>-</u>	<u>123,255</u>	<u>1,054,324</u>
DEFERRED INFLOWS OF RESOURCES:					
2601	Unavailable Revenue - Property Taxes	14,278	7,971	-	22,249
	<u>Total Deferred Inflows of Resources</u>	<u>14,278</u>	<u>7,971</u>	<u>-</u>	<u>22,249</u>
FUND BALANCES:					
Restricted Fund Balances:					
3480	Debt Service	-	31,869	-	31,869
Assigned Fund Balances:					
3550	Construction	700,000	-	-	700,000
3570	Capital Expenditures for Equipment	100,000	-	-	100,000
3580	Self Insurance	20,000	-	-	20,000
3590	Other Assigned Fund Balances	100,000	-	45,735	145,735
3600	Unassigned	3,060,819	-	-	3,060,819
3000	<u>Total Fund Balance</u>	<u>3,980,819</u>	<u>31,869</u>	<u>45,735</u>	<u>4,058,423</u>
4000	<u>TOTAL LIABILITIES, DEFERRED INFLOWS OF RESOURCES, AND FUND BALANCES</u>	<u>\$ 4,926,166</u>	<u>\$ 39,840</u>	<u>\$ 168,990</u>	<u>\$ 5,134,996</u>

The accompanying notes are an integral part of this statement.

WELLMAN-UNION INDEPENDENT SCHOOL DISTRICT
Wellman, Texas

RECONCILIATION OF THE GOVERNMENTAL FUNDS BALANCE SHEET
TO THE STATEMENT OF NET POSITION
August 31, 2022

Total Fund Balances -- Governmental Funds Balance Sheet	\$ 4,058,423
Amounts reported for governmental activities in the statement of net position (A-1) are different because:	
1 Capital assets used in governmental activities are not financial resources and therefore are not reported in the funds.	18,502,770
2 Other long-term assets are not available to pay for current-period expenditures and therefore are unearned in the funds.	22,249
3 Some liabilities, including bonds payable, are not due and payable in the current period and therefore are not reported in the funds.	(17,183,317)
4 The amount of premium/discount on bonds is required to be recognized in the statement of net position.	(2,468,824)
5 The net charge related to the defeasance of bonds is reported as a deferred outflow of resources on the statement of net position.	1,979,381
6 Included in the items related to debt is the recognition of the District's proportionate share of the net pension liability required by GASB 68. The net position related to TRS included a deferred resource outflow in the amount of \$392,229, a deferred resource inflow in the amount of \$515,029, and a net pension liability in the amount of \$462,657. This resulted in a decrease in net position.	(585,457)
7 Included in the items related to debt is the recognition of the District's proportionate share of the OPEB liability required by GASB 75. The net position related to TRS included a deferred resource outflow in the amount of \$656,267, a deferred resource inflow in the amount of \$1,046,106, and a net OPEB liability in the amount of \$1,053,009. This resulted in a decrease in net position	<u>(1,442,848)</u>
Net Position of Governmental Activities -- Statement of Net Position	<u>\$ 2,882,377</u>

The accompanying notes are an integral part of this statement.

WELLMAN-UNION INDEPENDENT SCHOOL DISTRICT
Wellman, Texas

STATEMENT OF REVENUES, EXPENDITURES AND CHANGES IN FUND BALANCES--
GOVERNMENTAL FUNDS
For the Year Ended August 31, 2022

Data Control Codes	10 General Fund	50 Debt Service Fund	Other Governmental Funds	98 Total Governmental Funds	
REVENUES:					
5700	\$ 1,413,046	\$ 752,158	\$ 116,636	\$ 2,281,840	
5800	2,522,289	4,155	33,725	2,560,169	
5900	442	-	499,874	500,316	
5020	<u>3,935,777</u>	<u>756,313</u>	<u>650,235</u>	<u>5,342,325</u>	
EXPENDITURES:					
Current:					
0011	1,807,185	-	229,800	2,036,985	
0012	1,947	-	-	1,947	
0013					
	Staff Development	10,008	14,255	24,263	
0021	-	-	5,410	5,410	
0023	227,129	-	3,688	230,817	
0031	37,799	-	-	37,799	
0033	2,377	-	43,021	45,398	
0034	135,127	-	-	135,127	
0035	-	-	215,415	215,415	
0036	262,629	-	51,544	314,173	
0041	328,100	-	-	328,100	
0051	717,268	-	51,208	768,476	
0052	3,540	-	-	3,540	
0053	132,649	-	-	132,649	
0071	11,105	526,614	-	537,719	
0072	991	499,415	-	500,406	
0073	-	1,375	-	1,375	
0081	24,830	-	52,394	77,224	
0093	71,881	-	-	71,881	
0099	31,375	-	-	31,375	
6030	<u>3,805,940</u>	<u>1,027,404</u>	<u>666,735</u>	<u>5,500,079</u>	
1100	Excess (Deficiency) of Revenues Over (Under) Expenditures	129,837	(271,091)	(16,500)	(157,754)
Other Financing Sources and (Uses):					
7912	12,325	-	-	12,325	
7915	-	-	25,536	25,536	
8911	(25,536)	-	-	(25,536)	
	<u>(13,211)</u>	<u>-</u>	<u>25,536</u>	<u>12,325</u>	
1200	Net Change in Fund Balances	116,626	(271,091)	9,036	(145,429)
0100	Fund Balances -- Beginning	3,864,193	302,960	36,699	4,203,852
3000	<u>Fund Balances -- Ending</u>	<u>\$ 3,980,819</u>	<u>\$ 31,869</u>	<u>\$ 45,735</u>	<u>\$ 4,058,423</u>

The accompanying notes are an integral part of this statement.

WELLMAN-UNION INDEPENDENT SCHOOL DISTRICT
Wellman, Texas

RECONCILIATION OF THE STATEMENT OF REVENUES, EXPENDITURES, AND CHANGES
IN FUND BALANCES OF GOVERNMENTAL FUNDS TO THE STATEMENT OF ACTIVITIES
For the Year Ended August 31, 2022

Net Change in Fund Balances -- Total Governmental Funds \$ (145,429)

Amounts reported for governmental activities in the statement of activities ("SOA") are different because:

Governmental funds report capital outlays as expenditures. However, in the statement of activities, the cost of those assets is allocated over their useful lives as depreciation expense. This is the amount of capital outlays during the current period. 175,653

The depreciation of capital assets is not reported in the funds. This is the amount of current depreciation on these assets. (513,841)

Certain property tax revenues are unearned in the funds. These are the amounts that have not been collected and are therefore do not provide current financial resources. This is the amount that these accounts changed during the current period. (38,987)

The accretion of interest on capital appreciation bonds is not reported in the funds. This is the amount of increase in accrued interest expense for the year. (51,459)

For the statement of net position, the amortization of bond premiums is recognized over the life of the bonds. This is the amount of the current amortization. 91,170

Repayment of debt principal is an expenditure in the governmental funds, but is a reduction of long-term debt in the statement of net position. This amount is the total debt principal repaid for capital leases, loans & bonded indebtedness. 537,719

The net charge related to the defeasance of bonds is reported as a deferred outflow of resources on the statement of net position, and amortized over the life of the bonds. This is the amount of change in deferred charge on bond defeasance. (76,130)

GASB 68 required that certain plan expenditures be de-expended and recorded as deferred resource outflows. These contributions made after the measurement date of the plan caused the change in ending net position to increase by \$76,970. Contributions made before the measurement date and during the previous fiscal year were also expended and recorded as a reduction in net pension liability. This caused a decrease in net position totaling \$77,422. Finally, the proportionate share of the TRS pension expense on the plan as a whole had to be recorded. The net pension expense increased the change in net position by \$2,629. The net result is a increase in the change in net position. 2,177

GASB 75 required that certain plan expenditures be de-expended and recorded as deferred resource outflows. These contributions made after the measurement date of the plan caused the change in ending net position to increase by \$21,225. Contributions made before the measurement date and during the previous fiscal year were also expended and recorded as a reduction in net OPEB liability. This caused a decrease in net position totaling \$21,326. Finally, the proportionate share of the TRS pension expense on the plan as a whole had to be recorded. The net OPEB expense increased the change in net position by \$25,622. The result is an increase in the change in net position 25,521

Change in Net Position of Governmental Activities -- Statement of Activities \$ 6,394

The accompanying notes are an integral part of this statement.

WELLMAN-UNION INDEPENDENT SCHOOL DISTRICT
Wellman, Texas

STATEMENT OF FIDUCIARY NET POSITION
FIDUCIARY FUNDS
August 31, 2022

	<u>Custodial Funds</u>
	<u>Student Activity</u>
ASSETS:	
Cash and Cash Equivalents	\$ 19,723
TOTAL ASSETS	<u>\$ 19,723</u>
NET POSITION:	
Restricted for:	
Students	\$ 19,723
TOTAL NET POSITION	<u>\$ 19,723</u>

The accompanying notes are an integral part of this statement.

EXHIBIT E-2

WELLMAN-UNION INDEPENDENT SCHOOL DISTRICT
Wellman, Texas

STATEMENT OF CHANGES IN FIDUCIARY NET POSITION
FIDUCIARY FUNDS
For the Year Ended August 31, 2022

	<u>Custodial Funds</u> <u>Student Activity</u>
ADDITIONS:	
Fundraising Activity	\$ 36,456
Total Additions	<u>36,456</u>
DEDUCTIONS:	
Student Activities	<u>40,815</u>
Total Deductions	<u>40,815</u>
Net Increase (Decrease) in Fiduciary Net Position	(4,359)
Net Position - Beginning	<u>24,082</u>
Net Position - Ending	<u>\$ 19,723</u>

The accompanying notes are an integral part of this statement.

WELLMAN-UNION INDEPENDENT SCHOOL DISTRICT
Wellman, Texas

NOTES TO THE FINANCIAL STATEMENTS
Year Ended August 31, 2022

A. Summary of Significant Accounting Policies

The basic financial statements of Wellman-Union Independent School District (the "District") have been prepared in conformity with accounting principles generally accepted in the United States of America ("GAAP") applicable to governmental units in conjunction with the Texas Education Agency's Financial Accountability System Resource Guide ("Resource Guide"). The Governmental Accounting Standards Board ("GASB") is the accepted standard setting body for establishing governmental accounting and financial reporting principles.

1. Reporting Entity

The Board of School Trustees ("Board"), a seven member group, has governance responsibilities over all activities related to public elementary and secondary education within the jurisdiction of the District. The Board is elected by the public and has exclusive power and duty to govern and oversee the management of the public schools of the District. All powers and duties not specifically delegated by statute to the Texas Education Agency ("TEA") or to the State Board of Education are reserved for the Board, and the TEA may not substitute its judgment for the lawful exercise of those powers and duties by the Board. The District receives funding from local, state and federal government sources and must comply with the requirements of those funding entities. However, the District is not included in any other governmental "reporting entity" as defined by GASB in its Statement No. 14, "The Financial Reporting Entity," as revised by GASB Statement No. 39, and there are no component units included within the reporting entity.

2. Basis of Presentation, Basis of Accounting

a. Basis of Presentation

Government-wide Statements: The statement of net position and the statement of activities include the financial activities of the overall government, except for fiduciary activities. Eliminations have been made to minimize the over-reporting of internal activities. Governmental activities generally are financed through taxes, intergovernmental revenues, and other non-exchange transactions.

WELLMAN-UNION INDEPENDENT SCHOOL DISTRICT
Wellman, Texas

NOTES TO THE FINANCIAL STATEMENTS, Page 2
Year Ended August 31, 2022

A. Summary of Significant Accounting Policies (Continued)

The statement of activities presents a comparison between direct expenses and program revenues for each function of the District's governmental activities. Direct expenses are those that are specifically associated with a program or function and, therefore, are clearly identifiable to a particular function. The District does not allocate indirect expenses in the statement of activities. Program revenues include (a) fees, fines, and charges paid by the recipients of goods or services offered by the programs and (b) grants and contributions that are restricted to meeting the operational or capital requirements of a particular program. Revenues that are not classified as program revenues, including all of taxes, are presented as general revenues.

Fund Financial Statements: The fund financial statements provide information about the District's funds, with separate statements presented for each fund category. The emphasis of fund financial statements is on major governmental funds, each displayed in a separate column. All remaining governmental funds are aggregated and reported as nonmajor funds.

The District reports the following major governmental funds:

General Fund: This is the District's primary operating fund. It accounts for all financial resources of the District except those required to be accounted for in another fund.

Debt Service Fund: This is the District's fund for the collection of revenues from property taxes for the specific purpose of retiring loans and bonded indebtedness.

In addition, the District reports the following fund types:

Special Revenue Funds: These funds are used to account for resources restricted to, or designated for, specific purposes by a grantor. Federal financial assistance generally is accounted for in a special revenue fund. Except for the food service fund, any unused balances are returned to the grantor at the close of specific project periods. The food service fund is the only required budgeted special revenue fund. For all other funds in this fund type, project accounting is employed to maintain integrity for the various sources of funds.

WELLMAN-UNION INDEPENDENT SCHOOL DISTRICT
Wellman, Texas

NOTES TO THE FINANCIAL STATEMENTS, Page 3
Year Ended August 31, 2022

A. Summary of Significant Accounting Policies (Continued)

Custodial Fund: A fiduciary fund type, accounts for resources held for others in a custodial capacity. The District's Custodial Fund is the student activity funds.

Fiduciary funds are reported in the fiduciary fund financial statements. However, because their assets are held in a trustee or custodial capacity and are therefore not available to support the District programs, these funds are not included in the government-wide statements.

b. Measurement Focus, Basis of Accounting

Government-wide and Fiduciary Fund Financial Statements: These financial statements are reported using the economic resources measurement focus. The government-wide financial statements are reported using the accrual basis of accounting. Revenues are recorded when earned and expenses are recorded at the time the liabilities are incurred, regardless of when the related cash flows take place. Nonexchange transactions, in which the District gives (or receives) value without directly receiving (or giving) equal value in exchange, include property taxes, grants, entitlements, and donations. On an accrual basis, revenue from property taxes is recognized in the fiscal year for which the taxes are levied. Revenues from grants, entitlements, and donations are recognized in the fiscal year in which all eligibility requirements have been satisfied.

Governmental Fund Financial Statements: Governmental funds are reported using the current financial resources measurement focus and the modified accrual basis of accounting. Under this method, the revenues are recognized when measurable and available. The District considers all revenues reported in the governmental funds to be available if the revenues are collected within sixty days after year-end. Revenues from local sources consist primarily of property taxes. Property tax revenues and revenues received from the State are recognized under the susceptible-to-accrual concept. Miscellaneous revenues are recorded as revenue when received in cash because they are generally not measurable until actually received.

Grant funds are considered earned to the extent of expenditures made under the provisions of the grant. Accordingly, when such funds are received, they are recorded as unearned revenues until related and authorized expenditures have been made. If balances have not been expended by the end of the project period, grantors sometimes require the District to refund all or part of the unused amount.

WELLMAN-UNION INDEPENDENT SCHOOL DISTRICT
Wellman, Texas

NOTES TO THE FINANCIAL STATEMENTS, Page 4
Year Ended August 31, 2022

A. Summary of Significant Accounting Policies (Continued)

Investment earnings are recorded as earned, since they are both measurable and available. Expenditures are recorded when the related fund liability is incurred, except for principal and interest on general long-term debt, claims, and judgments, which are recognized as expenditures to the extent they have matured. General capital assets acquisitions are reported as expenditures in governmental funds. Proceeds from general long-term debt and acquisitions under capital leases are reported as other financing sources.

c. Fund Balance Classification

Restricted: This classification includes amounts for which constraints have been placed on the use of the resources either (a) externally imposed by creditors, grantors, contributors, or laws or regulations of other governments, or (b) imposed by law through constitutional provisions or enabling legislation. Debt service resources are to be used for future servicing of bonds and are restricted by State Statute. Capital projects are restricted by State Statute and are legally segregated for funding of capital improvements.

Committed: This classification includes amounts that can be used only for specific purposes pursuant to constraints imposed by formal action of the Board of Directors. These amounts cannot be used for any other purpose unless the Board of Directors removes or changes the specified use by taking the same type of action (resolution) that was employed when the funds were initially committed.

Assigned: This classification represents amounts the District intends to use for a specific purpose, but does not meet the criteria to be classified as restricted or committed. Intent may be stipulated by the Board of Directors or by an official or body to which the Board of Directors delegates the authority. Specific amounts that are not restricted or committed in a special revenue fund are assigned for purposes in accordance with the nature of their fund type or the fund's primary purpose. Fund balance can be assigned by the Superintendent or their designee.

Unassigned: This classification includes the residual fund balance for the General Fund.

When the District incurs an expenditure or expense for which both restricted and unrestricted resources may be used, it is the District's policy to use restricted resources first, then unrestricted resources.

WELLMAN-UNION INDEPENDENT SCHOOL DISTRICT
Wellman, Texas

NOTES TO THE FINANCIAL STATEMENTS, Page 5
Year Ended August 31, 2022

A. Summary of Significant Accounting Policies (Continued)

When an expenditure is incurred for which committed, assigned, or unassigned fund balances are available, the District considers amounts to have been spent first out of committed funds, then assigned funds, and finally unassigned funds.

3. Financial Statement Amounts

a. Deposits and Investments

The District's cash and cash equivalents are considered to be cash on hand, demand deposits, and short-term investments with original maturities of three months or less from the date of acquisition.

State statutes authorize the District to invest in obligations of the U.S. Treasury, commercial paper, corporate bonds, repurchase agreements, and State Treasurer's Investment Pool.

Investments for the District are reported at fair value. The District categorizes its fair value measurements within the fair value hierarchy established by generally accepted accounting principles. The hierarchy is based on the valuation inputs used to measure the fair value of the asset. Level 1 inputs are quoted prices in active markets for identical assets. The State Treasurer's Investment Pools are operated in accordance with appropriate state laws and regulations. The reported values of the pools are the same as the fair value of the pool shares (Level 1 inputs).

b. Property Taxes

Property taxes are levied by October 1 on assessed value listed as of the prior January 1st for all real and business personal property in conformity with Subtitle E, Texas Property Tax Code. Taxes are due on receipt of the tax bill and are delinquent if not paid before February 1st of the year following the year in which imposed. On January 1st of each year, a tax lien attaches to property to secure the payment of all taxes, penalties, and interest ultimately imposed. Property tax revenues are considered available when they become due or past due and receivable within the current period.

Allowances for uncollectible tax receivables are based upon historical experience in collecting property taxes. As of August 31, 2022, the amount deemed uncollectible by this estimate was \$22,535. Uncollectible personal property taxes are periodically reviewed and written off, but the District is prohibited from writing off real property taxes without specific statutory authority from the Texas Legislature.

WELLMAN-UNION INDEPENDENT SCHOOL DISTRICT
Wellman, Texas

NOTES TO THE FINANCIAL STATEMENTS, Page 6
Year Ended August 31, 2022

A. Summary of Significant Accounting Policies (Continued)

c. Inventories and Prepaid Items

The District records purchases of supplies as expenditures, utilizing the purchase method of accounting for inventory in accordance with the Resource Guide. Certain payments to vendors reflect the cost applicable to future periods and are recorded as prepaid items.

d. Receivable and Payable Balances

The District believes that sufficient detail of receivable and payable balances is provided in the financial statements to avoid the obscuring of significant components by aggregation. Therefore, no disclosure is provided which disaggregates those balances. There are no significant receivables which are not scheduled for collection within one year of the period end.

e. Pensions

The fiduciary net position of the Teacher Retirement System of Texas (TRS) has been determined using the flow of economic resources measurement focus and full accrual basis of accounting. This includes for purposes of measuring the net pension liability, deferred outflows of resources and deferred inflows of resources related to pensions, pension expense, and information about assets, liabilities and additions to/deductions from TRS's fiduciary net position. Benefit payments (including refunds of employee contributions) are recognized when due and payable in accordance with the benefit terms. Investments are reported at fair value.

f. Other Post-Employment Benefits

The fiduciary net position of the Teacher Retirement System of Texas (TRS) TRS Care Plan has been determined using the flow of economic resources measurement focus and full accrual basis of accounting. This includes for purposes of measuring the net OPEB liability, deferred outflows of resources and deferred inflows of resources related to other post-employment benefits, OPEB expense, and information about assets, liabilities and additions to/deductions from TRS Care's fiduciary net position. Benefit payments are recognized when due and payable in accordance with the benefit terms. There are no investments as this is a pay-as you-go plan and all cash is held in a cash account.

WELLMAN-UNION INDEPENDENT SCHOOL DISTRICT
Wellman, Texas

NOTES TO THE FINANCIAL STATEMENTS, Page 7
Year Ended August 31, 2022

A. Summary of Significant Accounting Policies (Continued)

g. Deferred Outflows/Inflows of Resources

In addition to assets, the statement of financial position will sometimes report a separate section for deferred outflows of resources. This separate financial statement element, *deferred outflows of resources*, represents a consumption of net position that applies to a future period(s) and so will not be recognized as an outflow of resources (expense/expenditure) until then. Items reported as deferred outflows of resources are as follows:

Deferred charge on bond defeasance	\$ 1,979,381
Deferred charges related to TRS retirement	\$ 392,229
Deferred charges related to TRS OPEB	\$ 656,267

In addition to liabilities, the statement of financial position will sometimes report a separate section for deferred inflows of resources. This separate financial statement element, *deferred inflows of resources*, represents an acquisition of net position that applies to a future period(s) and so will not be recognized as an inflow of resources (revenue) until that time. The District currently has one type of item which arises only under the modified accrual basis of accounting that qualifies for reporting in this category. Uncollected property taxes which are assumed collectible are reported in this category on the balance sheet for governmental funds. They are not reported in this category on the government wide statement of net position. Items reported as deferred inflows of resources are as follows:

Deferred property tax revenues	\$ 14,278
Deferred charges related to TRS retirement	\$ 515,029
Deferred charges related to TRS OPEB	\$ 1,046,106

h. Capital Assets

Capital assets, which include property, plant and equipment, are reported in the governmental activities column in the government-wide financial statements. Purchased or constructed capital assets are reported at cost or estimated historical cost. Donated fixed assets are recorded at their estimated fair market value at the date of the donation. The cost of normal maintenance and repairs that do not add to the value of the assets' lives are not capitalized. A capitalization threshold of \$5,000 is used.

WELLMAN-UNION INDEPENDENT SCHOOL DISTRICT
Wellman, Texas

NOTES TO THE FINANCIAL STATEMENTS, Page 8
Year Ended August 31, 2022

A. Summary of Significant Accounting Policies (Continued)

Capital assets are being depreciated using the straight-line method over the estimated useful lives:

<u>Asset Class</u>	<u>Estimated Useful Lives</u>
Infrastructure	30
Buildings	50
Building Improvements	20
Vehicles	5-15
Office Equipment and Furniture	3-15
Computer Equipment	3

i. Interfund Activity

Interfund activity results from loans, services provided, reimbursements or transfers between funds. Loans are reported as interfund receivables and payables as appropriate and are subject to elimination upon consolidation. Services provided, deemed to be at market or near market rates, are treated as revenues and expenditures or expenses. Reimbursements occur when one fund incurs a cost, charges the appropriate benefiting fund and reduces its related cost as a reimbursement. All other interfund transactions are treated as transfers. Transfers In and Transfers Out are netted and presented as a single "Transfers" line on the government-wide statement of activities. Similarly, interfund receivables and payables are netted and presented as a single "Internal Balances" line on the government-wide statement of net position.

j. Long-Term Obligations

In the government-wide financial statements, long-term debt and other long-term obligations are reported as liabilities. Bond premiums and discounts are deferred and amortized over the life of the bonds using the effective interest method. Bonds payable are reported net of the applicable bond premiums or discount.

In the fund financial statements, governmental fund types recognize bond premiums and discounts, as well as bond issuance costs, during the current period. The face amount of debt issued is reported as other financing sources. Premiums received on debt issuances are reported as other financing sources while discounts on debt issuances are reported as other financing uses. Issuance costs, whether or not withheld from the actual debt proceeds received, are reported as debt service expenditures.

WELLMAN-UNION INDEPENDENT SCHOOL DISTRICT
Wellman, Texas

NOTES TO THE FINANCIAL STATEMENTS, Page 9
Year Ended August 31, 2022

A. Summary of Significant Accounting Policies (Continued)

k. Use of Estimates

The preparation of financial statements in conformity with GAAP requires the use of management's estimates and assumptions that affect the reported amounts of assets and liabilities and disclosure of contingent assets and liabilities at the date of the financial statements and the reported amounts of revenues and expenditures during the reporting period. Actual results could differ from those estimates.

l. Data Control Codes

Data Control Codes appear in the rows and above the columns of certain financial statements. The Texas Education Agency requires the display of these codes in the financial statements filed with the Agency in order to ensure accuracy in building a Statewide database for policy development and funding plans.

B. Stewardship, Compliance and Accountability

1. Budgetary Information

Formal budgetary accounting is employed for all required Governmental Fund Types, as outlined in TEA's Financial Accounting and Reporting module, and is presented on the modified accrual basis of accounting consistent with generally accepted accounting principles. The budget is prepared and controlled at the function level within each organization to which responsibility for controlling operations is assigned.

The official school budget is prepared for adoption for required Governmental Fund Types prior to August 20 of the preceding fiscal year for the subsequent fiscal year beginning September 1. The budget is formally adopted by the Board of Trustees at a public meeting held at least ten days after public notice has been given.

Annual budgets are adopted on a basis consistent with generally accepted accounting principles for the General Fund, Debt Service Fund, and the Child Nutrition Fund. The remaining special revenue funds adopt project-length budgets that do not correspond to the District's fiscal year. Each annual budget is presented on the modified accrual basis of accounting that is consistent with generally accepted accounting principles.

WELLMAN-UNION INDEPENDENT SCHOOL DISTRICT
Wellman, Texas

NOTES TO THE FINANCIAL STATEMENTS, Page 10
Year Ended August 31, 2022

B. Stewardship, Compliance and Accountability (continued)

2. Fair Value Measurements

The District implemented Governmental Accounting Standards Board (GASB) Statement No. 72, *Fair Value Measurement and Application*, which defines fair value as the price that would be received to sell an asset or paid to transfer a liability in an orderly transaction. Fair value accounting requires characterization of the inputs used to measure fair value into a three-level fair value hierarchy as follows:

Level 1 inputs are based on unadjusted quoted market prices for identical assets or liabilities in an active market the entity has the ability to access.

Level 2 inputs are observable inputs that reflect the assumptions market participants would use in pricing the asset or liability developed based on market data obtained from sources independent from the entity.

Level 3 inputs are observable inputs that reflect the entity's own assumptions about the assumptions market participants would use in pricing the asset or liability developed based on the best information available.

There are three general valuation techniques that may be used to measure fair value:

Market approach – uses prices generated by market transactions involving identical or comparable assets or liabilities.

Cost approach – uses the amount that currently would be required to replace the service capacity of an asset (replacement cost).

Income approach – uses valuation techniques to convert future amounts to present amounts based on current market expectations.

C. Deposits and Investments

Under Texas state law, the District's funds are required to be deposited and invested under the terms of a depository contract. The depository bank deposits for safekeeping and trust with the District's agent bank approved pledged securities in an amount sufficient to protect the District funds on a day-to-day basis during the period of the contract. The pledge of approved securities is waived only to the extent of the depository bank's dollar amount of Federal Deposit Insurance Corporation ("FDIC") Insurance.

WELLMAN-UNION INDEPENDENT SCHOOL DISTRICT
Wellman, Texas

NOTES TO THE FINANCIAL STATEMENTS, Page 11
Year Ended August 31, 2022

C. Deposits and Investments (Continued)

Cash Deposits

At August 31, 2022, the carrying amount of the District's deposits (cash, certificates of deposit, and interest bearing savings accounts included in temporary investments) was \$4,924,504 and the bank balance was \$5,056,404. The District's cash deposits at August 31, 2022 and during the period then ended, were entirely covered by FDIC insurance or by pledged collateral held by the District's agent bank in the District's name.

Investments

The District is required by Government Code Chapter 2256, The Public Funds Investment Act, to adopt, implement, and publicize an investment policy. That policy must address the following areas: (1) safety of principle and liquidity, (2) portfolio diversification, (3) allowable investments, (4) acceptable risk levels, (5) expected rates of return, (6) maximum allowable stated maturity of portfolio investments, (7) maximum average dollar-weighted maturity allowed based on the stated maturity date for the portfolio, (8) investment staff quality and capabilities, and (9) bid solicitation preferences for certificates of deposit.

The Public Funds Investment Act ("Act") requires an annual audit of investment practices. Audit procedures in this area conducted as a part of the audit of the financial statements disclosed that in the areas of investment practices, management reports an establishment of appropriate policies, the District adhered to the requirements of the Act. Additionally, investment practices of the District were in accordance with local policies.

State statutes and Board policy authorize the District to invest in 1) obligations of the U.S. or its agencies and instrumentalities; 2) obligations of state, agencies, counties, cities, and other political subdivisions of any state having been rated as to investment quality by a nationally recognized investment rating firm and having received a rating of not less than "A" or its equivalent; 3) guaranteed or secured certificates of deposit issued by state or national banks domiciled in Texas; 4) obligations of the state of Texas or its agencies; 5) other obligations guaranteed by the U.S. or the state of Texas or their agencies and instrumentalities; 6) fully collateralized repurchase agreements; and 7) public funds investment pools. Temporary investments are reported at cost, which approximates market, and are secured, when necessary, by the FDIC or obligations of items 1-4 above at 101% of the investment's market value.

WELLMAN-UNION INDEPENDENT SCHOOL DISTRICT
Wellman, Texas

NOTES TO THE FINANCIAL STATEMENTS, Page 12
Year Ended August 31, 2022

C. Deposits and Investments (Continued)

As of August 31, 2022, the following are the District’s cash equivalents and investments with respective maturities and credit rating:

<u>Type of Investment</u>	<u>Book Value</u>	<u>Fair Value Measurement Using Significant Other Observable Inputs (Level2)</u>	<u>Maturity in Less Than 1 Year</u>	<u>Maturity In 1-2 Years</u>	<u>Credit Rating</u>
Cash	\$ 3,939,924	\$ -	\$ 3,939,924	\$ -	N/A
<i>Investments not Subject to Fair Value:</i>					
FDIC insured certificates of deposit	-	-	-	-	N/A
<i>Investments Measured at Fair Value</i>					
<i>Investment pools:</i>					
Texas Local Government Investment Pool	<u>1,116,480</u>	<u>-</u>	<u>1,110,852</u>	<u>-</u>	AAAm
Total cash and cash equivalents	<u>5,056,404</u>	<u>-</u>	<u>5,056,404</u>	<u>-</u>	

In accordance with the provisions of GASB Statement No. 31, *Accounting and Financial Reporting for Certain Investments and for Investment Pools*, the District’s investments with a maturity date of greater than one year have been recorded at fair value based upon quoted market prices as of August 31, 2022 with increases or decreases in fair value being recorded as a component of earnings on investments.

Investment Pools are measured at amortized cost or fair value and are not subject to level reporting.

Public Funds Investment Pools

Public funds investment pools in Texas (“Pools”) are established under the authority of the Interlocal Cooperation Act, Chapter 79 of the Texas Government Code, and are subject to the provisions of the Public Funds Investment Act (the “Act”), Chapter 2256 of the Texas Government Code. In addition to other provisions of the Act designed to promote liquidity and safety of principal, the Act requires Pools to: 1) have an advisory board composed of participants in the pool and other persons who do not have a business relationship with the pool and are qualified to advise the pool; 2) maintain a continuous rating of now lower than AAA or AAA-m or an equivalent rating by at least one nationally recognized rating service; and 3) maintain the market value of its underlying investment portfolio within one half of one percent of the value of its shares.

WELLMAN-UNION INDEPENDENT SCHOOL DISTRICT
Wellman, Texas

NOTES TO THE FINANCIAL STATEMENTS, Page 13
Year Ended August 31, 2022

C. Deposits and Investments (Continued)

The District's investments in Pools are reported at an amount determined by the fair value per share of the pool's underlying portfolio, unless the pool is 2a7-like, in which case they are reported at share value. A 2a7-like pool is one which is not registered with the Securities and Exchange Commission ("SEC") as an investment company, but nevertheless has a policy that it will, and does, operate in a manner consistent with the SEC's Rule 2a7 of the Investment Company Act of 1940.

GASB Statement No. 40 requires a determination as to whether the District was exposed to the following specific investment risks at year end as if so, the reporting of certain related disclosures:

Analysis of Specific Deposit and Investment Risks

a. Credit Risk

Credit risk is the risk that an issuer or other counterparty to an investment will not fulfill its obligations. The ratings of securities by nationally recognized agencies are designed to give an indication of credit risk. At year end, the District was not significantly exposed to credit risk.

b. Custodial Credit Risk

Deposits are exposed to custodial credit risk if they are not covered by depository insurance and the deposits are uncollateralized, collateralized with securities held by the pledging financial institution, or collateralized with securities held by the pledging financial institution's trust department or agent but not in the District's name.

Investment securities are exposed to custodial credit risk if the securities are uninsured, are not registered in the name of the government, and are held by either the counterparty or the counterparty's trust department or agent but not in the District's name.

At year end, the District was not exposed to custodial credit risk.

c. Concentration of Credit Risk

This risk is the risk of loss attributed to the magnitude of a government's investment in a single issuer. At year end, the District was not exposed to concentration of credit risk.

d. Interest Rate Risk

This is the risk that changes in interest rates will adversely affect the fair value of an investment. At year end, the District was not exposed to interest rate risk.

e. Foreign Currency Risk

This is the risk that exchange rates will adversely affect the fair value of an investment. At year end, the District was not exposed to foreign currency risk.

WELLMAN-UNION INDEPENDENT SCHOOL DISTRICT
Wellman, Texas

NOTES TO THE FINANCIAL STATEMENTS, Page 14
Year Ended August 31, 2022

C. Deposits and Investments (Continued)

The District's general policy is to report money market investments and short-term participating interest-earning investment contracts at amortized cost and to report nonparticipating interest-earning investment contracts using a cost-based measure. However, if the fair value of an investment is significantly affected by the impairment of the credit standing of the issuer or by other factors, it is reported at fair value. All other investments are reported at fair value unless a legal contract exists which guarantees a higher value. The term "short-term" refers to investments which have a remaining term of one year or less at time of purchase. The term "nonparticipating" means that the investment's value does not vary with market interest rate changes. Nonnegotiable certificates of deposit are examples of nonparticipating interest-earning investment contracts.

D. Capital Assets

Capital asset activity for the year ended August 31, 2022 was as follows:

<u>Government Activities</u>	<u>Balance</u> <u>09/01/21</u>	<u>Additions</u>	<u>Deletions/ Reclass</u>	<u>Balance</u> <u>08/31/22</u>
Capital assets not being depreciated				
Land	\$ 112,894	\$ -	\$ -	\$ 112,894
Construction in Progress	<u>9,012</u>	<u>-</u>	<u>(9,012)</u>	<u>-</u>
Total capital assets not being Depreciated	121,906	-	(9,012)	112,894
Other capital assets				
Buildings & Improvements	21,321,933	123,929	9,012	21,454,874
Vehicles	896,604	51,724	(151,019)	797,309
Furniture & Equipment	317,233	-	-	317,233
Leased Vehicles & Equipment	<u>55,587</u>	<u>-</u>	<u>-</u>	<u>55,587</u>
Total Other Capital Assets	22,591,357	175,653	(142,007)	22,625,003
<u>Less Accumulated</u> <u>Depreciation & Amortization:</u>				
Buildings & Improvements	2,890,343	432,988	-	3,323,331
Vehicles	703,581	58,146	(151,019)	610,708
Furniture & Equipment	256,146	11,590	-	267,736
Leased Vehicles & Equipment	<u>22,235</u>	<u>11,117</u>	<u>-</u>	<u>33,352</u>
Total Accum. Depreciation	<u>3,872,305</u>	<u>513,841</u>	<u>(151,019)</u>	<u>4,235,127</u>
Other Capital Assets, net	<u>18,719,052</u>	<u>(338,188)</u>	<u>9,012</u>	<u>18,389,876</u>
Capital Assets, net	<u>\$ 18,840,958</u>	<u>\$ (338,188)</u>	<u>\$ -</u>	<u>\$ 18,502,770</u>

WELLMAN-UNION INDEPENDENT SCHOOL DISTRICT
Wellman, Texas

NOTES TO THE FINANCIAL STATEMENTS, Page 15
Year Ended August 31, 2022

D. Capital Assets (continued)

Depreciation was charges to functions as follows:

11-Instructions	\$ 279,859
34-Student (Pupil) Transportation	18,608
35-Food Service	29,664
36-Cocurricular/Extracurricular Activities	36,165
41-General Administration	45,181
51-Plant Maintenance & Operations	<u>104,364</u>
	<u>\$ 513,841</u>

E. Interfund Balances and Activities

Interfund balances at August 31, 2022 consisted of the following individual fund balances:

<u>Fund</u>	<u>Due from Other Funds</u>	<u>Due to Other Funds</u>
<u>General Fund:</u>		
Special Revenue Funds	\$ 94,238	-
<u>Total General Fund</u>	<u>\$ 94,238</u>	<u>\$ -</u>
<u>Special Revenue Funds:</u>		
General Fund	-	94,238
<u>Total</u>	<u>\$ 94,238</u>	<u>\$ 94,238</u>

These interfund receivables and payables were recorded to eliminate cash flow deficits of special revenue funds. All amounts due are scheduled to be repaid within one year.

F. Interfund Transfers

The General Fund transferred \$25,536 to fund the deficit in the food service program.

G. Short-Term Debt Activity

The District accounts for short-term debts for maintenance purposes through the General Fund. The proceeds from loans are shown in the financial statements as Other Resources.

WELLMAN-UNION INDEPENDENT SCHOOL DISTRICT
Wellman, Texas

NOTES TO THE FINANCIAL STATEMENTS, Page 16
Year Ended August 31, 2022

H. Long-Term Obligations

Long-term obligations include debt and other long-term liabilities. During each year while bonds are outstanding, the District is required to levy and collect sufficient ad valorem taxes to provide for the payment of principal and interest as it becomes due. The District complied with all significant limitations and restrictions contained in the bond indentures.

1. Changes in long-term obligations for the year ended August 31, 2021, are as follows:

<u>Governmental</u> <u>Activities:</u>	<u>Beginning</u> <u>Balance</u>	<u>Increases</u>	<u>Decrease</u>	<u>Ending</u> <u>Balance</u>	<u>Due</u> <u>Within</u> <u>One Year</u>
General obligation bonds	\$ 17,582,362	\$ -	\$ 526,614	\$ 17,055,748	\$ 511,096
Accum Accretion on CAB's	52,748	55,282	3,824	104,206	-
Premium on Bonds	2,559,994	-	91,170	2,468,824	-
Leases	34,468	-	11,105	23,363	11,485
Net Pension Liability	887,153	-	424,496	462,657	-
Net OPEB Liability	1,104,570	-	51,561	1,053,009	-
Total governmental activities	<u>\$ 22,221,295</u>	<u>\$ 55,282</u>	<u>\$ 1,108,770</u>	<u>\$ 21,167,807</u>	<u>\$ 522,581</u>

<u>General Obligation Bonds – Descriptions</u>	<u>Interest Rate</u>	<u>Maturity</u>	<u>Amount</u> <u>Of Original</u> <u>Issue</u>	<u>Amount</u> <u>Outstanding</u> <u>8/31/2022</u>
Unlimited Tax School Building Bonds-Series 2013	3.00% to 5.25%	2-15-2024	\$ 18,997,298	\$ 780,000
Unlimited Tax Refunding Bonds-Series 2020*	0.697% to 4.00%	2-15-2048	16,634,985	<u>16,275,748</u>
				<u>\$ 17,055,748</u>

* indicates capital appreciation bonds

<u>Capital Appreciation Bonds</u>		
<u>Series</u>	<u>Original</u> <u>Amount</u>	<u>Accreted</u> <u>8/31/2022</u>
2020	\$ 970,748	<u>\$ 1,074,954</u>
		<u>\$ 1,074,954</u>

2. Debt service requirements on general obligation bonds at August 31, 2022, are as follows:

<u>Year Ending August 31,</u>	<u>Governmental Activities</u>		
	<u>Principal</u>	<u>Interest</u>	<u>Total</u>
2023	\$ 511,096	\$ 518,984	\$ 1,030,080
2024	494,412	525,268	1,019,680
2025	219,687	802,155	1,021,842
2026	176,878	844,964	1,021,842
2027	142,410	879,433	1,021,843
2028-2032	2,206,265	2,899,534	5,105,799
2033-2037	3,620,000	1,483,483	5,103,483
2038-2042	4,070,000	1,034,636	5,104,636
2043-2047	4,620,000	490,033	5,110,033
2048-2051	995,000	25,581	1,020,581
	<u>\$ 17,055,748</u>	<u>\$ 9,504,071</u>	<u>\$ 26,559,819</u>

WELLMAN-UNION INDEPENDENT SCHOOL DISTRICT
Wellman, Texas

NOTES TO THE FINANCIAL STATEMENTS, Page 17
Year Ended August 31, 2022

H. Long-Term Obligations (continued)

3. Leases

The District entered into a non-cancellable lease agreement for 3 Sharp copiers in August 2019. This lease period is for 60 months, beginning September 2019 and ending August 2024, with monthly payments of \$1,008 including principal and interest. The discount rate being used is 3.37%. The lease agreement has no variable payments or residual value guarantees.

The future payments required for right-to-use leased asset liabilities at August 31, 2022 are as follows:

Year Ending August 31,	Governmental Activities		Total
	Principal	Interest	
2023	\$ 11,485	\$ 611	\$ 12,096
2024	11,878	218	12,096
	<u>\$ 23,363</u>	<u>\$ 829</u>	<u>\$ 24,192</u>

I. Defined Benefit Pension Plan

1. Plan Description

The District participates in a cost-sharing multiple-employer defined benefit pension that has a special funding situation. The plan is administered by the Teacher Retirement System of Texas (TRS). It is a defined benefit pension plan established and administered in accordance with the Texas Constitution, Article XVI, Section 67 and Texas Government Code, Title 8, Subtitle C. The pension trust fund is a qualified pension trust under Section 401(a) of the Internal Revenue Code. The Texas Legislature establishes benefits and contribution rates within the guidelines of the Texas Constitution. The pension's Board of Trustees does not have the authority to establish or amend benefit terms.

All employees of public, state-supported educational institutions in Texas who are employed for one-half or more of the standard workload and who are not exempted from membership under Texas Government Code, Title 8, Section 822.002 are covered by the system.

WELLMAN-UNION INDEPENDENT SCHOOL DISTRICT
Wellman, Texas

NOTES TO THE FINANCIAL STATEMENTS, Page 18
Year Ended August 31, 2022

I. Pension Plan (continued)

2. Pension Plan Fiduciary Net Position

Detailed information about the Teacher Retirement System's fiduciary net position is available in a separately issued Annual Comprehensive Financial Report (ACFR) that includes financial statements and required supplementary information. That report may be obtained on the Internet at <https://www.trs.texas.gov/Pages/aboutpublications.aspx>; by writing to TRS at 1000 Red River Street, Austin, TX 78701-2698, or by calling (512) 542-6592.

3. Benefits Provided

TRS provides service and disability retirement, as well as death and survivor benefits, to eligible employees (and their beneficiaries) of public and higher education in Texas. The pension formula is calculated using 2.3 percent (multiplier) times the average of the five highest annual creditable salaries times years of credited service to arrive at the annual standard annuity except for members who are grandfathered, the three highest annual salaries are used. The normal service retirement is at age 65 with 5 years of credited service or when the sum of the member's age and years of credited service equals 80 or more years. Early retirement is at age 55 with 5 years of service credit or earlier than 55 with 30 years of service credit. There are additional provisions for early retirement if the sum of the member's age and years of service credit total at least 80, but the member is less than age 60 or 62 depending on date of employment, or if the member was grandfathered in under a previous rule. There are no automatic post-employment benefit changes; including automatic COLAs. Ad hoc post-employment benefit changes, including ad hoc COLAs can be granted by the Texas Legislature as noted in the Plan description in (1) above.

Texas Government Code section 821.006 prohibits benefit improvements, if, as a result of the particular action, the time required to amortize TRS' unfunded actuarial liabilities would be increased to a period that exceeds 31 years, or, if the amortization period already exceeds 31 years, the period would be increased by such action. Actuarial implications of the funding provided in the manner are determined by the System's actuary.

4. Contributions

Contribution requirements are established or amended pursuant to Article 16, section 67 of the Texas Constitution which requires the Texas legislature to establish a member contribution rate of not less than 6% of the member's annual compensation and a state contribution rate of not less than 6% and not more than 10% of the aggregate annual compensation paid to members of the system during the fiscal year.

WELLMAN-UNION INDEPENDENT SCHOOL DISTRICT
Wellman, Texas

NOTES TO THE FINANCIAL STATEMENTS, Page 19
Year Ended August 31, 2022

I. Pension Plan (continued)

Employee contribution rates are set in state statute, Texas Government Code 825.402. The TRS Pension Reform Bill (Senate Bill 12) of the 86th Texas Legislature amended Texas Government Code 825.402 for member contributions and increased employee and employer contribution rates for fiscal years 2020 thru 2025.

<u>Contribution Rates</u>		
	<u>2021</u>	<u>2022</u>
Member	7.70%	8.00%
Non-Employer Contributing Entity (State)	7.50%	7.75%
Employers	7.50%	7.75%
Current Fiscal Year Employer Contributions		\$ 76,970
Current Fiscal Year Member Contributions		\$ 177,503
2021 Measurement Year NECE On-behalf Contributions		\$ 124,903

Contributors to the plan include members, employers and the State of Texas as the only non-employer contributing entity. The State is the employer for senior colleges, medical schools and state agencies including TRS. In each respective role, the State contributes to the plan in accordance with state statutes and the General Appropriations Act (GAA).

As the non-employer contributing entity for public education and junior colleges, the State of Texas contributes to the retirement system an amount equal to the current employer contribution rate times the aggregate annual compensation of all participating members of the pension trust fund during that fiscal year reduced by the amounts described below which are paid by the employers. Employers (public school, junior college, other entities or the State of Texas as the employer for senior universities and medical schools) are required to pay the employer contribution rate in the following instances:

- On the portion of the member’s salary that exceeds the statutory minimum for members entitled to the statutory minimum under Section 21.402 of the Texas Education Code.
- During a new member’s first 90 days of employment.
- When any or all of an employee’s salary is paid by federal funding sources, a privately sponsored source, from non-educational and general, or local funds.
- When the employing district is a public junior college or junior college district, the employer shall contribute to the retirement system an amount equal to 50% of the state contribution rate for certain instructional or administrative employees; and 100% of the state contribution rate for all other employees.

WELLMAN-UNION INDEPENDENT SCHOOL DISTRICT
Wellman, Texas

NOTES TO THE FINANCIAL STATEMENTS, Page 20
Year Ended August 31, 2022

I. Pension Plan (continued)

In addition to the employer contributions listed above, there is an additional surcharge an employer is subject to.

- All public schools, charter schools, and regional educational service centers must contribute 1.6% of the member’s salary beginning in fiscal year 2021, gradually increasing to 2 percent in fiscal year 2025.
- When employing a retiree of the Teacher Retirement System, the employer shall pay both the member contribution and the state contribution as an employment after retirement surcharge.

5. Actuarial Assumptions

The total pension liability in the August 31, 2020 actuarial valuation was determined using the following actuarial assumptions:

Valuation Date	August 31, 2020 rolled forward to August 31, 2021
Actuarial Cost Method	Individual Entry Age Normal
Asset Valuation Method	Fair Value
Single Discount Rate	7.25%
Long-term Expected Rate	7.25%
Municipal Bond Rate as of August 2020	1.95%. Source for the rate is the Fixed Income Market Data/Yield Curve/Data Municipal Bonds with 20 years to maturity that include Only federally tax-exempt municipal Bonds as reported in Fidelity Index’s “20-Year Municipal GO AA Index.”
Last year ending August 31 in projection period (100 years)	2120
Inflation	2.30%
Salary Increases	3.05% to 9.05% including inflation
Ad hoc post-employment benefit changes	None

The actuarial methods and assumptions are used in the determination of the total pension liability are the same assumptions used in the actuarial valuation as of August 31, 2020. For a full description of these assumptions please see the actuarial valuation report dated November 9, 2020.

WELLMAN-UNION INDEPENDENT SCHOOL DISTRICT
Wellman, Texas

NOTES TO THE FINANCIAL STATEMENTS, Page 21
Year Ended August 31, 2022

I. Pension Plan (continued)

6. Discount Rate

The single discount rate of 7.25 percent was used to measure the total pension liability. The single discount rate was based on the expected rate of return on plan investments of 7.25 percent. The projection of cash flows used to determine this single discount rate assumed that contributions from active members, employers and the non-employer contributing entity will be made at the rates set by the legislature during the 2019 session. It is assumed that future employer and state contributions will be 8.50 percent of payroll in fiscal year 2020 gradually increasing to 9.55 percent of payroll over the next several years. This includes all employer and state contributions for active and rehired retirees.

Based on those assumptions, the pension plan's fiduciary net position was projected to be available to make all future benefit payments of current plan members. Therefore, the long-term expected rate of return on pension plan investments was applied to all periods of projected benefit payments to determine the total pension liability.

The long-term rate of return on pension plan investments is 7.25%. The long-term expected rate of return on pension plan investments was determined using a building-block method in which best-estimates ranges of expected future real rates of return (expected returns, net of pension plan investment expense and inflation) are developed for each major asset class. These ranges are combined to produce the long-term expected rate of return by weighting the expected future real rates of return by the target asset allocation percentage and by adding expected inflation.

Best estimates of geometric real rates of return for each major asset class included in the System's target asset allocation as of August 31, 2021 are summarized below:

WELLMAN-UNION INDEPENDENT SCHOOL DISTRICT
Wellman, Texas

NOTES TO THE FINANCIAL STATEMENTS, Page 22
Year Ended August 31, 2022

I. Pension Plan (continued)

Asset Class*	Target Allocation%**	Long-Term Expected Geometric Real Rate of Return***	Expected Contribution to Long- Term Portfolio Returns
Global Equity			
USA	18%	3.6%	0.94%
Non-U.S. Developed	13%	4.4%	0.83%
Emerging Markets	9%	4.6%	0.74%
Private Equity	14%	6.3%	1.36%
Stable Value			
Government Bonds	16%	(0.2%)	0.01%
Absolute Return	0%	1.1%	0.00%
Stable Value Hedge Funds	5%	2.2%	0.12%
Real Return			
Real Estate	15%	4.5%	1.00%
Energy, Natural Resources, and Infrastructure	6%	4.7%	0.35%
Commodities	0%	1.7%	0.00%
Risk Parity			
Risk Parity	8%	2.8%	0.28%
Asset Allocation Leverage			
Cash	2%	(0.7%)	(0.01%)
Asset Allocation Leverage	<u>(6%)</u>	(0.5%)	0.03%
Total	<u>100%</u>		
Inflation Expectation			2.20%
Volatility Drag****			(0.95%)
Expected Return			6.90%

*Absolute Return includes Credit Sensitive Investments.

**Target allocations are based on the FY2021 policy model.

***Capital Market Assumptions come from Aon Hewitt (as of 08/31/2021).

****The volatility drag results from the conversion between arithmetic and geometric mean returns.

7. Discount Rate Sensitivity Analysis

The following table presents the Net Pension Liability of the plan using the discount rate of 7.25%, and what the net pension liability would be if it were calculated using a discount rate that is one percentage point lower (6.25%) or one percentage point higher (8.25%) than the current rate.

	1% Decrease in Discount Rate (6.25%)	Discount Rate (7.25%)	1% Increase in Discount Rate (8.25%)
District's proportionate Share of the net pension liability:	\$ 1,010,979	\$ 462,657	\$ 17,801

WELLMAN-UNION INDEPENDENT SCHOOL DISTRICT
Wellman, Texas

NOTES TO THE FINANCIAL STATEMENTS, Page 23
Year Ended August 31, 2022

I. Pension Plan (continued)

8. Pension Liabilities, Pension Expense, and Deferred Outflows of Resources and Deferred Inflows of Resources Related to Pensions

At August 31, 2022, the District reported a liability of \$462,657 for its proportionate share of the TRS net pension liability. This liability reflects a reduction for State pension support provided to the District. The amount recognized by the District as its proportionate share of the net pension liability, the related State support, and the total portion of the net pension liability that was associated with the District were as follows:

District's Proportionate share of the collective net pension liability	\$ 462,657
State's proportionate share that is associated with the District	<u>\$ 745,370</u>
Total	<u>\$ 1,208,027</u>

The net pension liability was measured as of August 31, 2020 and rolled forward to August 31, 2021 and the total pension liability used to calculate the net pension liability was determined by an actuarial valuation as of that date. The employer's proportion of the net pension liability was based on the employer's contributions to the pension plan relative to the contributions of all employers to the plan for the period September 1, 2020 thru August 31, 2021.

At August 31, 2021, the employer's proportion of the collective net pension liability was 0.0018167314% which was an increase of 0.0001602954% from its proportion measured as of August 31, 2020.

Changes Since the Prior Actuarial Valuation

There were no changes in assumptions since the prior measurement date.

For the year ended August 31, 2022, the District recognized pension expense of \$77,773 and revenue of \$2,980 for support provided by the State.

At August 31, 2022, the District reported its proportionate share of the TRS deferred outflows of resources and deferred inflows of resources related to pensions from the following sources:

WELLMAN-UNION INDEPENDENT SCHOOL DISTRICT
Wellman, Texas

NOTES TO THE FINANCIAL STATEMENTS, Page 24
Year Ended August 31, 2022

I. Pension Plan (continued)

	<u>Deferred Outflows of Resources</u>	<u>Deferred Inflows of Resources</u>
Differences between expected and actual actuarial experiences	\$ 774	\$ 32,571
Changes in actuarial assumptions	163,540	71,290
Difference between projected and actual Investment earnings	-	387,932
Changes in proportion and difference between The employer's contributions and the Proportionate share of contributions	<u>150,945</u>	<u>\$ 23,236</u>
Total as of August 31, 2021 measurement date	\$ 315,259	\$ 515,029
Contributions paid to TRS subsequent to the measurement date	<u>76,970</u>	<u>\$ -</u>
Total as of fiscal year-end	<u>\$ 392,229</u>	<u>\$ 515,029</u>

The net amounts of the employer's balances of deferred outflows and inflows of resources related to pensions will be recognized in pension expense as follows:

<u>Year ended August 31:</u>	<u>Pension Expense Amount</u>
2023	\$ (24,155)
2024	(28,285)
2025	(68,230)
2026	(94,418)
2027	12,548
Thereafter	2,770

WELLMAN-UNION INDEPENDENT SCHOOL DISTRICT
Wellman, Texas

NOTES TO THE FINANCIAL STATEMENTS, Page 25
Year Ended August 31, 2022

J. Defined Other Post-Employment Benefit Plans

1. Plan Description

The District participates in the Texas Public School Retired Employees Group Insurance Program (TRS-Care). It is a multiple-employer, cost-sharing defined Other Post-Employment Benefit (OPEB) plan with a special funding situation. The TRS-Care program was established in 1986 by the Texas Legislature.

The TRS Board of Trustees administers the TRS-Care program and the related fund in accordance with Texas Insurance Code Chapter 1575. The Board of Trustees is granted the authority to establish basic and optional group insurance coverage for participants as well as to amend benefit terms as needed under Chapter 1575.052. The Board may adopt rules, plans, procedures, and orders reasonably necessary to administer the program, including minimum benefits and financing standards.

2. OPEB Plan Fiduciary Net Position

Detailed information about the TRS-Care's fiduciary net position is available in the separately issued TRS Annual Comprehensive Financial Report that includes financial statements and required supplementary information. That report may be obtained on the Internet at http://www.trs.texas.gov/Pages/about_publications.aspx; by writing to TRS at 1000 Red River Street, Austin, TX 78701-2698; or by calling (512) 542-6592.

3. Benefits Provided

TRS-Care provides health insurance coverage to retirees from public and charter schools, regional education service centers and other educational districts who are members of the TRS pension plan. Optional dependent coverage is available for an additional fee.

Eligible non-Medicare retirees and their dependents may enroll in TRS-Care Standard, a high-deductible health plan. Eligible Medicare retirees and their dependents may enroll in the TRS-Care Medicare Advantage medical plan and the TRS-Care Medicare Rx prescription drug plan. To qualify for TRS-Care coverage, a retiree must have at least 10 years of service credit in the TRS pension system. There are no automatic post-employment benefit changes; including automatic COLAs.

WELLMAN-UNION INDEPENDENT SCHOOL DISTRICT
Wellman, Texas

NOTES TO THE FINANCIAL STATEMENTS, Page 26
Year Ended August 31, 2022

J. Defined Other Post-Employment Benefit Plans (continued)

The premium rates for retirees are reflected in the following table.

2021 TRS-Care Monthly Premium Rates

	<u>Medicare</u>	<u>Non-Medicare</u>
Retiree*	\$ 135	\$ 200
Retiree and Spouse	529	689
Retiree* and Children	468	408
Retiree and Family *or surviving spouse	1,020	999

4. Contributions

Contribution rates for the TRS-Care plan are established in state statute by the Texas Legislature, and there is no continuing obligation to provide benefits beyond each fiscal year. The TRS-Care plan is currently funded on a pay-as-you-go basis and is subject to change based on available funding. Funding for TRS-Care is provided by retiree premium contributions and contributions from the state, active employees, and school districts based upon public school district payroll. The TRS Board of trustees does not have the authority to set or amend contribution rates.

Texas Insurance Code, section 1575.202 establishes the state's contribution rate which is 1.25% of the employee's salary. Section 1575.203 establishes the active employee's rate which is 0.65% of pay. Section 1575.204 establishes an employer contribution rate of not less than 0.25 percent or not more than 0.75 percent of the salary of each active employee of the public or charter school. The actual employer contribution rate is prescribed by the Legislature in the General Appropriations Act. The following table shows contributions to the TRS-Care plan by type of contributor.

<u>Contribution Rates</u>		
	<u>2021</u>	<u>2022</u>
Active Employee	0.65%	0.65%
Non-Employer Contributing Entity (State)	1.25%	1.25%
Employers	0.75%	0.75%
Federal/private Funding remitted by Employers	1.25%	1.25%
Current Fiscal Year Employer Contributions		\$ 21,225
Current Fiscal Year Member Contributions		\$ 14,422
2021 Measurement Year NECE On-behalf Contributions		\$ 28,572

WELLMAN-UNION INDEPENDENT SCHOOL DISTRICT
Wellman, Texas

NOTES TO THE FINANCIAL STATEMENTS, Page 27
Year Ended August 31, 2022

J. Defined Other Post-Employment Benefit Plans (continued)

In addition to the employer contributions listed above, there is an additional surcharge all TRS employers are subject to (regardless of whether they participate in the TRS-Care OPEB program). When hiring a TRS retiree, employers are required to pay TRS-Care a monthly surcharge of \$535 per retiree.

TRS-Care received supplemental appropriations from the State of Texas as the Non-Employer Contributing Entity in the amount of \$5,520,343 in fiscal year 2021 for consumer protections against medical and health care billing by certain out-of-network providers.

5. Actuarial Assumptions

The actuarial valuation was performed as of August 31, 2020. Update procedures were used to roll forward the Total OPEB Liability to August 31, 2021.

The actuarial valuation of the OPEB plan offered through TRS-Care is similar to the actuarial valuation performed for the pension plan, except that the OPEB valuation is more complex. The demographic assumptions were developed in the experience study performed for TRS for the period ending August 31, 2017. The following assumptions and other inputs used for members of TRS-Care are based on an established pattern of practice and are identical to the assumptions used in the August 31, 2020 TRS pension actuarial valuation that was rolled forward to August 31, 2021:

- | | |
|----------------------|-------------------|
| Rates of Mortality | General Inflation |
| Rates of Retirement | Wage Inflation |
| Rates of Termination | |
| Rates of Disability | |

The active mortality rates were based on 90 percent of the RP-2014 Employee Mortality Tables for males and females. The post-retirement mortality rates for healthy lives were based on the 2018 TRS of Texas Healthy Pensioner Mortality Tables, with full generational projection using the ultimate improvement rates from the mortality projection scale MP-2018.

Health Care Trend Rates – The initial medical trend rates were 8.50 percent for Medicare retirees and 7.10 percent for non-Medicare retirees. There was an initial prescription drug trend rate of 8.50 percent for all retirees. The initial trend rates decrease to an ultimate trend rate of 4.25 percent over a period of 12 years.

WELLMAN-UNION INDEPENDENT SCHOOL DISTRICT
Wellman, Texas

NOTES TO THE FINANCIAL STATEMENTS, Page 28
Year Ended August 31, 2022

J. Defined Other Post-Employment Benefit Plans (continued)

Actuarial Methods and Assumptions

Valuation Date	August 31, 2020, rolled forward to August 31, 2021
Actuarial Cost Method	Individual Entry Age Normal
Inflation	2.30%
Single Discount Rate	1.95% as of August 31, 2021
Aging Factors	Based on plan specific experience
Expenses	Third-party administrative expenses related to the delivery of health care benefits are included in the age-adjusted claims costs.
Projected Salary Increases	3.05% to 9.05%, including inflation
Ad hoc-post-employment benefit changes	None

6. Discount Rate

A single discount rate of 1.95% was used to measure the Total OPEB Liability. There was a decrease of 0.38 percent in the discount rate since the previous year. Because the plan is essentially a “pay-as-you-go” plan, the single discount rate is equal to the prevailing municipal bond rate. The projection of cash flows used to determine the discount rate assumed that contributions from active members and those of the contributing employers and the non-employer contributing entity are made at the statutorily required rates. Based on those assumptions, the OPEB plan’s fiduciary net position was projected to *not be able* to make all future benefit payments of current plan members. Therefore, the municipal bond rate was used for the long-term rate of return and was applied to all periods of projected benefit payments to determine the total OPEB liability.

The source of the municipal bond rate is the Fidelity “20-year Municipal GO AA Index” as of August 31, 2021 using the Fixed Income Market Data/Yield Curve/ Data Municipal bonds with 20 years to maturity that include only federally tax-exempt municipal bonds.

WELLMAN-UNION INDEPENDENT SCHOOL DISTRICT
Wellman, Texas

NOTES TO THE FINANCIAL STATEMENTS, Page 29
Year Ended August 31, 2022

J. Defined Other Post-Employment Benefit Plans (continued)

7. Discount Rate Sensitivity Analysis

The following schedule shows the impact of the Net OPEB Liability if the discount rate used was 1 percentage point lower than and 1 percentage point higher than the discount rate that was used (1.95%) in measuring the Net OPEB Liability.

	<u>1% Decrease in Discount Rate (0.95%)</u>	<u>Discount Rate (1.95%)</u>	<u>1% Increase in Discount Rate (2.95%)</u>
District's proportionate Share of the Net OPEB Liability:	\$ 1,270,171	\$ 1,053,009	\$ 882,095

8. Healthcare Cost Trend Rates Sensitivity Analysis

The following presents the net OPEB liability of the plan using the assumed healthcare cost trend rate, as well as what the net OPEB liability would be if it were calculated using a trend rate that is one percent lower or one percent higher than the assumed healthcare cost trend rate.

	<u>1% Decrease</u>	<u>Current Healthcare Cost Trend Rate</u>	<u>1% Increase</u>
District's proportionate Share of the Net OPEB Liability:	\$ 852,902	\$ 1,053,009	\$ 1,321,502

9. OPEB Liabilities, OPEB Expense, and Deferred Outflows of Resources and Deferred Inflows of Resources Related to OPEBs

At August 31, 2022, the District reported a liability of \$1,053,009 for its proportionate share of the TRS's Net OPEB Liability. This liability reflects a reduction for State OPEB support provided to the District. The amount recognized by the District as its proportionate share of the Net OPEB Liability, the related State support, and the total portion of the Net OPEB Liability that was associated with the District were as follows:

District's Proportionate share of the collective net OPEB liability	\$ 1,053,009
State's proportionate share that is associated with the District	<u>\$ 1,410,797</u>
Total	<u>\$ 2,463,806</u>

WELLMAN-UNION INDEPENDENT SCHOOL DISTRICT
Wellman, Texas

NOTES TO THE FINANCIAL STATEMENTS, Page 30
Year Ended August 31, 2022

J. Defined Other Post-Employment Benefit Plans (continued)

The Net OPEB Liability was measured as of August 31, 2020 and rolled forward to August 31, 2021 and the Total OPEB Liability used to calculate the Net OPEB Liability was determined by an actuarial valuation as of that date. The employer's proportion of the Net OPEB Liability was based on the employer's contributions to OPEB relative to the contributions of all employers to the plan for the period September 1, 2020 thru August 31, 2021.

At August 31, 2021 the employer's proportion of the collective Net OPEB Liability was 0.0027298080% which was a decrease of 0.0001758459% from its proportion measured as of August 31, 2020.

Changes Since the Prior Actuarial Valuation – The following were changes to the actuarial assumptions or other inputs that affected measurement of the Total OPEB liability (TOL) since the prior measurement period:

- The discount rate changed from 2.33 percent as of August 31, 2020 to 1.95 percent as of August 31, 2021. This change increased the Total OPEB Liability (TOL).

Changes of Benefit Terms Since the Prior Measurement Date - There were no changes in benefit terms since the prior measurement date.

For the year ended August 31, 2022, the District recognized OPEB expense of \$(56,365) and revenue of \$(52,069) for support provided by the State.

WELLMAN-UNION INDEPENDENT SCHOOL DISTRICT
Wellman, Texas

NOTES TO THE FINANCIAL STATEMENTS, Page 31
Year Ended August 31, 2022

J. Defined Other Post-Employment Benefit Plans (continued)

At August 31, 2022, the District reported its proportionate share of the TRS's deferred outflows of resources and deferred inflows of resources related to OPEB from the following sources:

	<u>Deferred Outflows of Resources</u>	<u>Deferred Inflows of Resources</u>
Differences between expected and actual actuarial experiences	\$ 45,337	\$ 509,730
Changes in actuarial assumptions	\$ 116,633	\$ 222,692
Difference between projected and actual investment earnings	\$ 1,143	\$ -
Changes in proportion and difference between The employer's contributions and the Proportionate share of contributions	\$ 471,929	\$ 313,684
Total as of August 31, 2021 measurement date	<u>\$ 635,042</u>	<u>\$ 1,046,106</u>
Contributions paid to TRS subsequent to the measurement date	\$ 21,225	\$ -
Total as of fiscal year-end	<u>\$ 656,267</u>	<u>\$ 1,046,106</u>

The net amounts of the employer's balances of deferred outflows and inflows of resources related to OPEB will be recognized in OPEB expense as follows:

<u>Year ended August 31:</u>	<u>OPEB Expense Amount</u>
2023	\$ (80,083)
2024	(80,109)
2025	(80,102)
2026	(52,383)
2027	(14,858)
Thereafter	(103,529)

WELLMAN-UNION INDEPENDENT SCHOOL DISTRICT
Wellman, Texas

NOTES TO THE FINANCIAL STATEMENTS, Page 32
Year Ended August 31, 2022

J. Health Care Coverage

During the year ended August 31, 2022, employees of the District were covered by a health insurance plan (the Plan). The District paid premiums of \$250 per month per employee participating in the plan. Employees, at their option, authorized payroll deductions to pay premiums for dependents. All premiums were paid to a licensed insurer. The Plan was authorized by Section 21.922, Texas Education Code and was documented by contractual agreement.

The contract between the District and the licensed insurer is renewable annually, and terms of coverage and premium costs are included in the contractual provisions.

K. Property/Casualty Insurance

During the year ended August 31, 2022, Wellman-Union ISD participated in the TASB Risk Management Fund's (the Fund's) Auto, Liability, and Property Programs.

The Fund was created and is operated under the provisions of the Interlocal Cooperation Act, Chapter 791 of the Texas Government Code. All members participating in the Fund execute Interlocal Agreements that define the responsibilities of the parties.

The Fund purchases stop-loss coverage for protection against catastrophic and larger than anticipated claims for its Auto, Liability, and Property Programs. The terms and limits of the stop-loss program vary by line of coverage. The Fund uses the services of an independent actuary to determine the adequacy of reserves and fully funds those reserves. For the year ended August 31, 2022, the Fund anticipates that Wellman-Union ISD has no additional liability beyond the contractual obligations for payment of contributions.

The Fund engages the services of an independent auditor to conduct a financial audit after the close of each plan year on August 31. The audit is accepted by the Fund's Board of Trustees in February of the following year. The Fund's audited financial statements as of August 31, 2021, are available on the TASB Risk Management Fund website and have been filed with the Texas Department of Insurance in Austin, Texas.

L. Unemployment Compensation Pool

During the year ended August 31, 2022, Wellman-Union ISD provided unemployment compensation coverage to its employees through participation in the TASB Risk Management Fund (the Fund). The Fund was created and is operated under the provisions of the Interlocal Cooperation Act, Chapter 791 of the Texas Government Code. The Fund's Unemployment Compensation Program is authorized by Section 22.005 of the Texas Education Code and Chapter 172 of the Texas Local Government Code. All members participating in the Fund execute Interlocal Agreements that define the responsibilities of the parties.

WELLMAN-UNION INDEPENDENT SCHOOL DISTRICT
Wellman, Texas

NOTES TO THE FINANCIAL STATEMENTS, Page 33
Year Ended August 31, 2022

M. Unemployment Compensation Pool (continued)

The Fund meets its quarterly obligation to the Texas Workforce Commission. Expenses are accrued monthly until the quarterly payment has been made. Expenses can be reasonably estimated; therefore, there is no need for specific or aggregate stop loss coverage for Unemployment Compensation pool. For the year ended August 31, 2022, the Fund anticipates that Wellman-Union ISD has no additional liability beyond the contractual obligation for payment of contributions.

The Fund engages the services of an independent auditor to conduct a financial audit after the close of each plan year on August 31. The audit is accepted by the Fund's Board of Trustees in February of the following year. The Fund's audited financial statements as of August 31, 2021 are available on the TASB Risk Management Fund website and have been filed with the Texas Department of Insurance in Austin, Texas.

N. Medicare Part D

The Medicare Prescription Drug, Improvement, and Modernization Act of 2003, which was effective January 1, 2006, established prescription drug coverage for Medicare beneficiaries known as Medicare Part D. One of the provisions of Medicare Part D allows for the Texas Public School Retired Employee Group Insurance Program (TRS-Care) to receive retiree drug expenditures for eligible TRS-Care participants. The District's portion of subsidy reimbursements received by TRS for the years ended August 31, 2022, 2021, and 2020 were \$9,462, \$10,170, and \$8,970, respectively.

O. Litigation

From time to time the District is party to various legal proceedings which occur in the District's operations. These legal proceedings are not expected to have an adverse impact on the operations or affected funds of the District.

P. Vacation and Sick Leave Benefits

Vacations are to be taken within the same year they are earned, and any unused days at the end of the year are forfeited. Therefore, no liability for vacation leave has been accrued in the accompanying financial statements. Employees of the District are entitled to sick leave based on category/class of employment. Sick leave is allowed to be accumulated but does not vest. Therefore, a liability for unused sick leave has not been recorded in the accompanying financial statements.

WELLMAN-UNION INDEPENDENT SCHOOL DISTRICT
Wellman, Texas

NOTES TO THE FINANCIAL STATEMENTS, Page 34
Year Ended August 31, 2022

Q. Commitments and Contingencies

The District participates in grant programs which are governed by various rules and regulations of the grantor agencies. Costs charged to the respective grant programs are subject to audit and adjustment by the grantor agencies; therefore, to the extent that the District has not complied with the rules and regulations governing the grants, refunds of any money received may be required and the collectability of any related receivable may be impaired. In the opinion of the District, there are no significant contingent liabilities relating to compliance with the rules and regulations governing the respective grants; therefore, no provision has been recorded in the accompanying combined financial statements for such contingencies.

R. Prior Period Adjustment

The District reported a prior period adjustment which decreased Governmental Funds net position by \$1,116. The decrease in net position resulted from recording leased assets and lease liabilities in accordance with GASB Statement No. 87, Leases.

S. Negative Operating Grants and Contributions – Statement of Activities

During the year under audit, the TRS Pension and OPEB NECE expense was negative due to changes in benefits within the TRS plan. The accrual for the proportionate share of that expense was a negative on-behalf revenue and negative on-behalf expense. This resulted in negative revenue for operating grants and contributions on the Statement of Activities.

	Operating Grants and Contributions	Negative On-Behalf Accruals	Operating Grants and Contributions (excluding on- behalf accruals)
11 – Instruction	\$ 202,483	\$ (33,720)	\$ 236,203
13 – Curriculum and Instructional Staff Development	14,255	-	14,255
21 – Instructional Leadership	5,410	-	5,410
23 – School Leadership	1,198	(4,213)	5,411
31 – Guidance, Counseling & Evaluation	(358)	(689)	331
33 – Health Services	40,627	(592)	41,219
34 – Student (Pupil) Transportation	(2,040)	(1,405)	(635)
35 – Food Services	131,761	(1,670)	133,431
36 – Extracurricular Activities	(2,558)	(2,058)	(500)
41 – General Administration	(3,087)	(3,182)	95
51 – Facilities Maintenance and Operations	101,096	(2,567)	103,663
53 – Data Processing Services	32	(1,973)	2,005
72 – Interest on Long-Term Debt	4,155	-	4,155
	<u>\$ 492,974</u>	<u>\$ (52,069)</u>	<u>\$ 545,043</u>

REQUIRED SUPPLEMENTARY INFORMATION

WELLMAN-UNION INDEPENDENT SCHOOL DISTRICT
Wellman, Texas

GENERAL FUND
BUDGETARY COMPARISON SCHEDULE
For the Year Ended August 31, 2022

Data Control Codes		Budgeted Amounts		Actual	Variance with Final Budget Positive (Negative)
		Original	Final		
REVENUES:					
5700	Local and Intermediate Sources	\$ 1,378,778	\$ 1,378,778	\$ 1,413,046	\$ 34,268
5800	State Program Revenues	2,676,798	2,676,798	2,522,289	(154,509)
5900	Federal Program Revenues	5,000	5,000	442	(4,558)
5020	Total Revenues	<u>4,060,576</u>	<u>4,060,576</u>	<u>3,935,777</u>	<u>(124,799)</u>
EXPENDITURES:					
Current:					
Instruction & Instructional Related Services:					
0011	Instruction	1,982,215	1,982,215	1,807,185	175,030
0012	Instructional Resources and Media Services	2,100	2,100	1,947	153
0013	Curriculum Dev. & Instructional Staff Dev.	14,220	14,220	10,008	4,212
0023	School Leadership	237,012	237,012	227,129	9,883
0031	Guidance, Counseling & Evaluation Services	39,610	39,610	37,799	1,811
0033	Health Services	3,216	3,216	2,377	839
0034	Student (Pupil) Transportation	143,089	143,089	135,127	7,962
0036	Curricular/Extracurricular Activities	278,639	278,639	262,629	16,010
0041	General Administration	342,853	342,853	328,100	14,753
0051	Plant Maintenance and Operations	759,552	759,552	717,268	42,284
0052	Security and Monitoring Services	4,000	4,000	3,540	460
0053	Data Processing Services	136,348	136,348	132,649	3,699
0071	Principal on Long-Term Debt	15,725	15,725	11,105	4,620
0072	Interest on Long-Term Debt	2,775	2,775	991	1,784
0081	Capital Outlay	34,750	34,750	24,830	9,920
0093	Payments to Fiscal Agent/Member Dist. SSA	72,000	72,000	71,881	119
0099	Other Intergovernmental Charges	32,000	32,000	31,375	625
6030	Total Expenditures	<u>4,100,104</u>	<u>4,100,104</u>	<u>3,805,940</u>	<u>294,164</u>
Other Financing Sources (Uses):					
7912	Sale of Real and Personal Property	8,825	8,825	12,325	3,500
8911	Operating Transfers Out	(63,997)	(63,997)	(25,536)	38,461
	Total Other Financing Sources and (Uses)	<u>(55,172)</u>	<u>(55,172)</u>	<u>(13,211)</u>	<u>41,961</u>
1200	Net Change in Fund Balance	(94,700)	(94,700)	116,626	211,326
0100	Fund Balance - Beginning	<u>3,864,193</u>	<u>3,864,193</u>	<u>3,864,193</u>	<u>-</u>
3000	Fund Balance - Ending	<u>\$ 3,769,493</u>	<u>\$ 3,769,493</u>	<u>\$ 3,980,819</u>	<u>\$ 211,326</u>

WELLMAN-UNION INDEPENDENT SCHOOL DISTRICT
Wellman, Texas

SCHEDULE OF THE DISTRICT'S PROPORTIONATE SHARE OF THE NET PENSION LIABILITY
TEACHER RETIREMENT SYSTEM
For the Year Ended August 31, 2022

	Measurement Year Ended August 31,							
	2021	2020	2019	2018	2017	2016	2015	2014
District's Proportion of the Net Pension Liability (Asset)	0.0018167314%	0.0016564360%	0.0014728636%	0.0015889884%	0.0014299678%	0.0013127692%	0.0013837000%	0.0007151000%
District's Proportionate Share of Net Pension Liability (Asset)	\$ 462,657	\$ 887,153	\$ 765,641	\$ 874,618	\$ 457,227	\$ 496,076	\$ 489,120	\$ 191,014
State's Proportionate Share of the Net Pension Liability (Asset) associated with the District	745,370	1,654,738	1,538,534	1,614,355	912,185	1,114,332	1,068,368	931,812
Total	<u>\$ 1,208,027</u>	<u>\$ 2,541,891</u>	<u>\$ 2,304,175</u>	<u>\$ 2,488,973</u>	<u>\$ 1,369,412</u>	<u>\$ 1,610,408</u>	<u>\$ 1,557,488</u>	<u>\$ 1,122,826</u>
District's Covered Employee Payroll	\$ 2,269,611	\$ 2,103,334	\$ 1,934,646	\$ 1,789,889	\$ 1,700,084	\$ 1,642,744	\$ 1,593,751	\$ 1,551,101
District's Proportionate Share of the Net Pension Liability (Asset) as a percentage of its Covered Employee Payroll	20.38%	42.18%	39.58%	48.86%	26.89%	30.20%	30.69%	12.31%
Plan Fiduciary Net Position as a percentage of the Total Pension Liability	88.79%	75.54%	75.24%	73.74%	82.17%	78.00%	78.43%	83.25%

Note: Only eight years of data is presented in accordance with GASB #68, paragraph 138. "The information for all periods for the 10-year schedules that are required to be presented as required supplementary information may not be available initially. In these cases, during the transition period, that information should be presented for as many years as are available. The schedules should not include information that is not measured in accordance with the requirements of this Statement."

WELLMAN-UNION INDEPENDENT SCHOOL DISTRICT
Wellman, Texas

SCHEDULE OF THE DISTRICT CONTRIBUTIONS FOR PENSIONS
TEACHER RETIREMENT SYSTEM
For the Year Ended August 31, 2022

	Fiscal Year Ended August 31,							
	2022	2021	2020	2019	2018	2017	2016	2015
Contractually Required Contribution	\$ 76,970	\$ 77,422	\$ 68,331	\$ 51,602	\$ 45,768	\$ 49,234	\$ 43,019	\$ 42,208
Contribution in Relation to the Contractually Required Contribution	(76,970)	(77,422)	(68,331)	(51,602)	(45,768)	(49,234)	(43,019)	(42,208)
Contribution Deficiency (Excess)	\$ -	\$ -	\$ -	\$ -	\$ -	\$ -	\$ -	\$ -
District's Covered Employee Payroll	\$ 2,222,933	\$ 2,269,611	\$ 2,103,334	\$ 1,934,646	\$ 1,789,889	\$ 1,700,084	\$ 1,642,744	\$ 1,593,751
Contributions as a percentage of Covered Employee Payroll	3.46%	3.41%	3.25%	2.67%	2.56%	2.90%	2.62%	2.65%

Note: Only eight years of data is presented in accordance with GASB #68, paragraph 138. "The information for all periods for the 10-year schedules that are required to be presented as required supplementary information may not be available initially. In these cases, during the transition period, that information should be presented for as many years as are available. The schedules should not include information that is not measured in accordance with the requirements of this Statement."

WELLMAN-UNION INDEPENDENT SCHOOL DISTRICT
Wellman, Texas

SCHEDULE OF THE DISTRICT'S PROPORTIONATE SHARE OF THE NET OPEB LIABILITY
TEACHER RETIREMENT SYSTEM OF TEXAS
For the Year Ended August 31, 2022

	Measurement Year Ended August 31,				
	2021	2020	2019	2018	2017
District's Proportion of the Net OPEB Liability (Asset)	0.0027298080%	0.0029056539%	0.0023805056%	0.0029033550%	0.0022790872%
District's Proportionate Share of the Net OPEB Liability (Asset)	\$ 1,053,009	\$ 1,104,570	\$ 1,125,771	\$ 1,449,672	\$ 991,090
State's Proportionate Share of the Net OPEB Liability (Asset) associated with the District	<u>1,410,797</u>	<u>1,484,278</u>	<u>1,495,897</u>	<u>1,539,342</u>	<u>1,295,394</u>
Total	<u>\$ 2,463,806</u>	<u>\$ 2,588,848</u>	<u>\$ 2,621,668</u>	<u>\$ 2,989,014</u>	<u>\$ 2,286,484</u>
District's Covered Payroll	\$ 2,269,611	\$ 2,103,334	\$ 1,934,646	\$ 1,789,889	\$ 1,700,084
District's Proportionate Share of the Net OPEB Liability (Asset) as a percentage of its Covered Payroll	46.40%	52.52%	58.19%	80.99%	58.30%
Plan Fiduciary Net Position as a percentage of the Total OPEB Liability	6.18%	4.99%	2.66%	1.57%	0.91%

Note: Only five years of data is presented in accordance with GASB #75, paragraph 245. "The information for all fiscal years for the 10-year schedules that are required to be presented as required supplementary information may not be available initially. In these cases, during the transition period, that information should be presented for as many years as are available. The schedules should not include information that is not measured in accordance with the requirements of this Statement."

WELLMAN-UNION INDEPENDENT SCHOOL DISTRICT
Wellman, Texas

SCHEDULE OF THE DISTRICT'S OPEB CONTRIBUTIONS
TEACHER RETIREMENT SYSTEM OF TEXAS
For the Year Ended August 31, 2022

	Fiscal Year Ended August 31,				
	2022	2021	2020	2019	2018
Contractually Required Contribution	\$ 21,225	\$ 21,326	\$ 22,085	\$ 16,905	\$ 20,037
Contribution in Relation to the Contractually Required Contribution	<u>(21,225)</u>	<u>(21,326)</u>	<u>(22,085)</u>	<u>(16,905)</u>	<u>(20,037)</u>
Contribution Deficiency (Excess)	<u>\$ -</u>	<u>\$ -</u>	<u>\$ -</u>	<u>\$ -</u>	<u>\$ -</u>
District's Covered Payroll	\$ 2,218,797	\$ 2,269,611	\$ 2,103,334	\$ 1,934,646	\$ 1,789,889
Contributions as a percentage of Covered Payroll	0.96%	0.94%	1.05%	0.87%	1.12%

Note: Only five years of data is presented in accordance with GASB #75, paragraph 245. "The information for all fiscal years for the 10-year schedules that are required to be presented as required supplementary information may not be available initially. In these cases, during the transition period, that information should be presented for as many years as are available. The schedules should not include information that is not measured in accordance with the requirements of this Statement."

OTHER SUPPLEMENTARY INFORMATION

WELLMAN-UNION INDEPENDENT SCHOOL DISTRICT
Wellman, Texas

SCHEDULE OF DELINQUENT TAXES RECEIVABLE
For the Year Ended August 31, 2022

Last Ten Years Ended	1	2				10	20	31	32	40	50
	Tax Rates		Assessed/Appraised Value for School Tax Purposes	Beginning Balance 09/01/21	Current Year's Total Levy	Maintenance Total Collections	Debt Service Total Collections	Entire Year's Adjustments	Ending Balance 08/31/22		
	Maintenance	Debt Service									
August 31											
2013 and Prior Years	Various	Various	Various	--	\$ 7,811	\$ -	\$ -	\$ -	\$ (1,010)	\$ 6,801	
2014	1.0400	0.3810	1.4210	271,268,782	436	-	22	-	-	414	
2015	1.0400	0.3810	1.4210	333,461,001	3,263	-	58	21	-	3,184	
2016	1.0400	0.4550	1.4950	233,266,489	1,852	-	(362)	(158)	(536)	1,836	
2017	1.0829	0.5050	1.5879	174,135,162	1,302	-	88	42	(528)	644	
2018	1.0719	0.5160	1.5879	184,587,589	1,269	-	241	116	(411)	501	
2019	1.0781	0.5160	1.5941	215,541,047	4,060	-	1,001	479	(461)	2,119	
2020	1.0081	0.5410	1.5491	199,922,035	40,719	-	13,165	7,064	(17,750)	2,740	
2021	0.9945	0.4106	1.4051	150,011,458	23,532	-	11,053	4,563	(321)	7,595	
2022-School Year Under Audit	0.9915	0.5876	1.5791	126,081,185	-	1,990,948	1,238,197	733,802	-	18,949	
1000	TOTALS				\$ 84,244	\$ 1,990,948	\$ 1,263,463	\$ 745,929	\$ (21,017)	\$ 44,783	

Columns 10 + 20 - 30 - 30a + 40 Equals Column 50

Columns 30 and 30a - These are the total collections net of adjustments described in Column 40, according to each year of tax levy, and do NOT include penalties and interest.

Column 3 - Assessed/Appraised Value for School Tax Purposes:
This is the net appraised value, after deductions of all exemptions, tax freeze amounts and reductions provided by law and those granted by the district, based on maintenance requirements.

Column 40 - Entire Year's Adjustments:
Total adjustments include corrections for errors in taxes assessed, taxes lost due to tax freeze and discounts allowed for early payment of taxes.

Column 20 - Current Year's Levy:
This amount is calculated by multiplying tax rate(s) times the applicable Assessed/Appraised Value(s) in Column 3.

Column 50 - Ending Balance 8/31/22

WELLMAN-UNION INDEPENDENT SCHOOL DISTRICT
Wellman, Texas

EXHIBIT J-2

DEBT SERVICE FUND
BUDGETARY COMPARISON SCHEDULE
For the Year Ended August 31, 2022

Data Control Codes	1	2	3
	Budget	Actual	Variance with Final Budget Positive (Negative)
REVENUES:			
5700 Local and Intermediate Sources	\$ 1,037,252	\$ 752,158	\$ (285,094)
5800 State Program Revenues	3,000	4,155	1,155
5020 Total Revenues	<u>1,040,252</u>	<u>756,313</u>	<u>(283,939)</u>
EXPENDITURES:			
Current:			
Debt Service			
0071 Principal on Long-Term Debt	526,614	526,614	-
0072 Interest on Long-Term Debt	499,415	499,415	-
0073 Bond Issuance Costs and Fees	1,425	1,375	50
Total Debt Service	<u>1,027,454</u>	<u>1,027,404</u>	<u>50</u>
6030 Total Expenditures	<u>1,027,454</u>	<u>1,027,404</u>	<u>50</u>
Other Financing Sources (Uses):			
7915 Operating Transfers In	-	-	-
Total Other Financing Sources and (Uses)	<u>-</u>	<u>-</u>	<u>-</u>
1200 Net Change in Fund Balance	12,798	(271,091)	(283,889)
0100 Fund Balance - Beginning	<u>302,960</u>	<u>302,960</u>	<u>-</u>
3000 Fund Balance - Ending	<u>\$ 315,758</u>	<u>\$ 31,869</u>	<u>\$ (283,889)</u>

WELLMAN-UNION INDEPENDENT SCHOOL DISTRICT
Wellman, Texas

EXHIBIT J-3

NATIONAL SCHOOL BREAKFAST/LUNCH PROGRAM
BUDGETARY COMPARISON SCHEDULE
For the Year Ended August 31, 2022

Data Control Codes		1	2	3
		Budget	Actual	Variance with Final Budget Positive (Negative)
REVENUES:				
5700	Local and Intermediate Sources	\$ 43,000	\$ 51,369	\$ 8,369
5800	State Program Revenues	6,770	8,845	2,075
5900	Federal Program Revenues	110,385	129,665	19,280
5020	Total Revenues	<u>160,155</u>	<u>189,879</u>	<u>29,724</u>
EXPENDITURES:				
Current:				
Support Services-Student (Pupil):				
0035	Food Services	<u>224,152</u>	<u>215,415</u>	<u>8,737</u>
	Total Support Services - Student (Pupil)	<u>224,152</u>	<u>215,415</u>	<u>8,737</u>
6030	Total Expenditures	<u>224,152</u>	<u>215,415</u>	<u>8,737</u>
Other Financing Sources (Uses):				
7915	Operating Transfers In	<u>63,997</u>	<u>25,536</u>	<u>(38,461)</u>
	Total Other Financing Sources and (Uses)	<u>63,997</u>	<u>25,536</u>	<u>(38,461)</u>
1200	Net Change in Fund Balance	-	-	-
0100	Fund Balance - Beginning	-	-	-
3000	Fund Balance - Ending	<u>\$ -</u>	<u>\$ -</u>	<u>\$ -</u>

WELLMAN-UNION INDEPENDENT SCHOOL DISTRICT
Wellman, Texas

USE OF FUNDS REPORT --
SELECT STATE ALLOTMENT PROGRAMS
For the Year Ended August 31, 2022

Section A: Compensatory Education Programs

AP1	Did your LEA expend any state compensatory education program state allotment funds during the district's fiscal year?	Yes
AP2	Does the LEA have written policies and procedures for its state compensatory education program?	Yes
AP3	List the total state allotment funds received for state compensatory education programs during the district's fiscal year.	\$ 222,453
AP4	List the actual direct program expenditures for state compensatory education programs during the LEA's fiscal year. (PICs 24, 26, 28, 29, 30, 34)	\$ 205,401

Section B: Bilingual Education Programs

AP5	Did your LEA expend any bilingual education program state allotment funds during the LEA's fiscal year?	Yes
AP6	Does the LEA have written policies and procedures for its bilingual education program?	Yes
AP7	List the total state allotment funds bilingual education programs during the LEA's fiscal year.	\$ 22,462
AP8	List the actual direct program expenditures for state bilingual education programs during the LEA's fiscal year. (PICs 25, 35)	\$ 16,630

Terry & King, CPAs, P.C.

5707 114th Street
P.O. Box 93550
Lubbock, TX 79493-3550

Randel J. Terry, CPA
Ryan R. King, CPA

Telephone - (806) 698-8858 – Fax – (866) 288-6490

Independent Auditors' Report

REPORT ON INTERNAL CONTROL OVER FINANCIAL REPORTING AND ON COMPLIANCE AND OTHER MATTERS BASED ON AN AUDIT OF FINANCIAL STATEMENTS PERFORMED IN ACCORDANCE WITH *GOVERNMENT AUDITING STANDARDS*

Board of Trustees
Wellman-Union Independent School District
P.O. Box 69
Wellman, Texas 79378

Members of the Board of Trustees:

We have audited, in accordance with auditing standards generally accepted in the United States of America and the standards applicable to financial audits contained in *Government Auditing Standards* issued by the Comptroller General of the United States, the financial statements of the governmental activities, each major fund, and the aggregate remaining fund information of the Wellman-Union Independent School District, as of and for the year ended August 31, 2022, and the related notes to the financial statements, which collectively comprise the Wellman-Union Independent School District's basic financial statements, and have issued our report thereon dated November 11, 2022.

Report on Internal Control over Financial Reporting

In planning and performing our audit of the financial statements, we considered the Wellman-Union Independent School District's internal control over financial reporting (internal control) as a basis for designing audit procedures that are appropriate in the circumstances for the purpose of expressing our opinions on the financial statements, but not for the purpose of expressing an opinion on the effectiveness of the District's internal control. Accordingly, we do not express an opinion on the effectiveness of the Wellman-Union Independent School District's internal control.

A *deficiency in internal control* exists when the design or operation of a control does not allow management or employees, in the normal course of performing their assigned functions, to prevent, or detect and correct, misstatements on a timely basis. A *material weakness* is a deficiency, or a combination of deficiencies, in internal control, such that there is a reasonable possibility that a material misstatement of the entity's financial statements will not be prevented, or detected and corrected, on a timely basis. A *significant deficiency* is a deficiency, or a combination of deficiencies, in internal control that is less severe than a material weakness, yet important enough to merit attention by those charged with governance.

Our consideration of internal control was for the limited purpose described in the first paragraph of this section and was not designed to identify all deficiencies in internal control that might be material weaknesses or significant deficiencies. Given these limitations, during our audit we did not identify any deficiencies in internal control that we consider to be material weaknesses. However, material weaknesses or significant deficiencies may exist that were not identified.



Independent Auditors' Report
Page 2

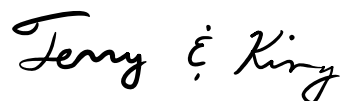
Report on Compliance and Other Matters

As part of obtaining reasonable assurance about whether the Wellman-Union Independent School District's financial statements are free from material misstatement, we performed tests of its compliance with certain provisions of laws, regulations, contracts, and grant agreements, noncompliance with which could have a direct and material effect on the financial statements. However, providing an opinion on compliance with those provisions was not an objective of our audit, and accordingly, we do not express such an opinion. The results of our tests disclosed no instances of noncompliance or other matters that are required to be reported under *Government Auditing Standards*.

Purpose of this Report

The purpose of this report is solely to describe the scope of our testing of internal control and compliance and the results of that testing, and not to provide an opinion on the effectiveness of the entity's internal control or on compliance. This report is an integral part of an audit performed in accordance with *Government Auditing Standards* in considering the entity's internal control and compliance. Accordingly, this communication is not suitable for any other purpose.

Respectfully submitted,

A handwritten signature in black ink that reads "Terry & King". The signature is written in a cursive, flowing style.

Terry & King, CPAs, P.C.
Lubbock, Texas
November 11, 2022

WELLMAN-UNION INDEPENDENT SCHOOL DISTRICT
Wellman, Texas

SCHEDULE OF FINDINGS AND QUESTIONED COSTS
For the Year Ended August 31, 2022

A. Summary of Auditors' Results

1. Financial Statements

Type of auditor's report issued:	<u>Unqualified</u>	
Internal control over financial reporting: Material weakness(es) identified?	<input type="checkbox"/> Yes	<input checked="" type="checkbox"/> No
Significant deficiencies identified that are not considered to be material weaknesses?	<input type="checkbox"/> Yes	<input checked="" type="checkbox"/> None Reported
Noncompliance material to financial Statements noted?	<input type="checkbox"/> Yes	<input checked="" type="checkbox"/> No

B. Financial Statement Findings

NONE

C. Federal Award Findings and Questioned Costs

NONE

WELLMAN-UNION INDEPENDENT SCHOOL DISTRICT
Wellman, Texas

SUMMARY OF PRIOR AUDIT FINDINGS
For the Year Ended August 31, 2022

<u>Findings/Recommendation</u>	<u>Current Status</u>	<u>Management's Explanation if Not Implemented</u>
Not Applicable - None		

WELLMAN-UNION INDEPENDENT SCHOOL DISTRICT
Wellman, Texas

CORRECTIVE ACTION PLAN
For the Year Ended August 31, 2022

Not Applicable – None Required

WELLMAN-UNION INDEPENDENT SCHOOL DISTRICT
Wellman, Texas

SCHOOLS FIRST QUESTIONNAIRE
For the Year Ended August 31, 2022

SF1	Was there an unmodified opinion in the Annual Financial Report on the financial statements as a whole?	Yes
SF2	Were there any disclosures in the Annual Financial Report and/or other sources of information concerning nonpayment of any terms of any debt agreement at fiscal year-end?	No
SF3	Did the school district make timely payments to the Teacher Retirement System (TRS), Texas Workforce Commission (TWC), Internal Revenue Service (IRS), and other government agencies?	Yes
SF4	Was the school district issued a warrant hold? Even if the issue surrounding the initial warrant hold was resolved and cleared within 30 days, the school district is considered to have been issued a warrant hold.	No
SF5	Did the Annual Financial Report disclose any instances of material weaknesses in internal controls over financial reporting and compliance for local, state, or federal funds?	No
SF6	Was there any disclosure in the Annual Financial Report of material noncompliance for grants, contracts, and laws related to local, state, or federal funds?	No
SF7	Did the school district post the required financial information on its website in accordance with Government Code, Local Government Code, Texas Education Code, Texas Administrative Code and other statutes, laws and rules that were in effect at the school district's fiscal year end?	Yes
SF8	Did the school board members discuss the school district's property values at a board meeting within 120 days before the school district adopted its budget?	Yes
SF9	Total accumulated accretion on CABs included in government-wide financial statements at fiscal year-end.	\$ 104,206